

## **Fund Facts**

# Manulife Guaranteed Investment Funds Select (GIF Select)

## **IncomePlus (version 2.2)**

(purchased between January 14, 2013 and October 25, 2013)

## **EstatePlus**

Effective November 12, 2024

## **Performance as at December 31, 2023**

The IncomePlus (version 2.2) series was closed to new sales effective October 25, 2013, other than a transfer from an existing IncomePlus (version 2.2) series.

The EstatePlus series was closed to new sales effective May 16, 2016, other than a transfer from an existing EstatePlus series.

The Manufacturers Life Insurance Company (“Manulife”) is the issuer of the Manulife GIF Select insurance contract and the guarantor of any guarantee provisions therein.

## How to read the Fund Facts: Manulife Segregated Funds

1. **Fund name:** This is the full name of the segregated fund within your contract.
2. **Date fund available:** This is the date on which the fund was first made available in your contract. It is also the date from which we measure performance.
3. **Date fund created:** This is the date on which the fund became available for sale in other Manulife segregated fund products. This date may be older than the Date Fund Available as the fund may have been previously offered under another Manulife segregated fund contract.
4. **Fund manager/Underlying fund manager:** This is the name of the fund management company that manages the fund or the underlying fund.
5. **Total units outstanding:** This is the total number of units outstanding for all classes of the fund.
6. **Total fund value:** This is the total market value for all classes of the fund's assets.
7. **Portfolio turnover rate:** This is a measure of how frequently assets within the fund are bought and sold. A portfolio turnover rate of 100% is equivalent to the fund buying and selling all of the holdings in its portfolio once in the course of the year.
8. **Guarantee option:** This section lists the guarantee options available within the contract.
9. **Minimum investment:** This is the minimum initial deposit amount required.
10. **Management Expense Ratio (MER):** MERs include all expenses of the segregated fund such as the management fee, insurance costs, operating costs and applicable sales tax. There is no duplication of fees from the underlying pooled funds, unit trust, mutual funds or other investment funds. If the fund was launched after the Performance Date, the MER is an estimate for the current year and is subject to change.
11. **Management Fee:** The management fee of a fund is calculated and accrued on a daily basis and paid to Manulife for the management of the fund and guarantee costs. You do not directly pay for the management fees as they are paid by the fund.
12. **Net asset value per unit:** The value of each unit in the fund as at the date shown. The total market value of the fund's assets, minus their liabilities, divided by the number of units outstanding.
13. **Units outstanding:** This is the total number of units outstanding for the Sales Charge Option.
14. **What does this fund Invest in?**
  - **Underlying Fund:** The underlying investments of the fund may be units of pooled funds, unit trust, mutual funds or other investment funds. When a transaction (e.g. deposit or withdrawal) is made in a fund, the transaction will purchase or redeem units of the underlying fund that corresponds to the fund. For example, if you purchase units of the Manulife Bond segregated fund, the fund invests in units of the Manulife Bond mutual fund. Each fund may also contain a small cash component in addition to the underlying investment. The goal of the fund-on-fund strategy is to produce returns consistent with, and based on, the underlying fund.
  - **Top 10 Investments:** This lists the top 10 investments of the fund or the underlying fund. It is listed beginning with the highest weighting to the lowest. The holdings may change due to ongoing portfolio transactions. The total number of investments of the (underlying) fund will be listed at the bottom of this section. If you would like more current information, please refer to our website at [www.manulifeim.ca](http://www.manulifeim.ca).
  - **Investment Segmentation:** This pie chart represents the breakdown of the fund's investment portfolio by investment type.
15. **Are there any guarantees?** This states that guarantees are provided under this contract.
16. **Who is this fund for?** This states a general description of the type of investor the fund would be suitable for.

## How to read the Fund Facts: Manulife Segregated Funds

### 17. How has the fund performed?

- **Average Return:** This states how much a \$1,000 investment in the fund would be worth when the most basic guarantee option was chosen and the average annual return as a percentage for the years shown. For any fund with less than one-year history, the information is not provided due to insufficient segregated fund history.
- **Year by Year Returns:** This chart shows you the fund's annual performance. Each bar shows in percentage terms how much an investment made on January 1 would have changed by December 31 in that same year. For any fund with less than one-year history, the graph is not provided due to insufficient segregated fund history.

**18. How risky is it?** The risk rating measures a fund's fluctuation in monthly returns. A fund with high risk has experienced larger fluctuations of monthly returns than a fund with low risk. While higher risk funds may be more volatile in the short term, over the long term (10 years or more) a higher risk fund will generally earn more than a lower risk investment. Generally, the greater the return you want to earn on your investments, the greater risk you have to assume. This increased gain is what investors expect in exchange for assuming the higher risk of these volatile investments. You can use the overall risk rating for each investment option to choose the investments that fit with your investment strategy.

**19. How much does it cost?** This describes the fees and expenses to buy, own and sell units of the fund.

- **Sales Charges:** This shows the percentage amount of any sales charge options and a description for each of how they work.
- **Ongoing fund expenses:** This describes the MER for the fund and any additional charges for different guarantee options.
- **Fund Fee Rate (will only be displayed if applicable):** This is a separate guarantee fee applicable to specific products and/or Series.
- **Trailing commission:** This describes the ongoing commission paid to your advisor while you hold the fund.

**20. What if I change my mind?** This section outlines details on when you can change your mind and what to do if you change your mind.

**21. Objective and Strategy:** This section describes the investment objective and strategy of the segregated fund. For segregated funds that invest directly in an underlying fund, please see the underlying fund Prospectus (available on request) for the complete objective and strategy of the underlying fund.

**22. Information specific to Elite/F-Class/Professional Service Fee/Platinum sales charge options:** Some products may have alternative sales charge options that offer reduced fees. These sales charge options will be included in this section, which will outline any of the fund related information that differs from the standard sales charge options of the fund (listed on pages 1 and 2 on each Fund Facts).

# How to read the Fund Facts: Manulife Segregated Funds



Performance as at December 31, 2023

## Fund Facts — GIF Select

### Manulife Bond GIF Select

#### Quick Facts

**1** **2** **3** **4** **5** **6** **7**  
**Date Fund Available:** October 2010 **Underlying Fund Manager:** Manulife Investment Management Limited **Total Fund Value:** \$94,715,604  
**Date Fund Created:** October 2010 **Total Units Outstanding:** 8,955,652 **Portfolio Turnover Rate:** 8.96%

<b>8</b> Guarantee option	<b>9</b> Minimum investment (\$)	<b>10</b> MER (%)	<b>11</b> Management fee (%)	<b>12</b> Net asset value per unit (\$)	<b>13</b> Units outstanding
InvestmentPlus 75/75	1,000	2.11	1.62	11.2128	1,394,910
InvestmentPlus 75/100	1,000	2.31	2.07	10.0000	10
IncomePlus	25,000	2.11	1.62	10.5515	56,413
EstatePlus	10,000	2.11	1.62	11.2128	135,125

Contracts opened on or after October 28, 2013 will not have access to funds in the IncomePlus Series unless it is a sale resulting from a transfer from an existing contract that holds the IncomePlus Series. EstatePlus Series is only available to clients with GIF Select contracts opened on or before May 13, 2016. For information on Elite and F-Class sales charge options, refer to page 3.

#### 14 What does the fund invest in?

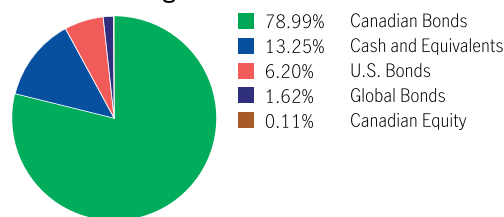
This segregated fund has a “fund-of-fund” structure and invests into the Manulife Bond Fund. The underlying mutual fund trust holds primarily Canadian fixed income investments.

#### Top 10 investments (of the underlying fund)

Gov. of Canada, 2.75%, 6/1/2033	2.17%
Gov. of Canada, 4/25/2024	1.85%
Province of Ontario, 3.75%, 12/2/2053	1.67%
Gov. of Canada, 2%, 6/1/2028	1.67%
Gov. of Canada, 4%, 6/1/2041	1.64%
CANADIAN TREASURY BILL 11APR24 TBILL	1.62%
CANADA HOUSING TRUST NO 1 4.25% 15MAR34	1.17%
Province of Ontario, 3.75%, 6/2/2032	1.07%
Canada Housing Trust No.1, 3.65%, 6/15/2033	1.05%
Province of Ontario, 2.55%, 12/2/2052	1.04%
<b>Total</b>	<b>14.94%</b>

Total investments: 428

#### Investment Segmentation



#### 15 Are there any guarantees?

This fund is being offered under an insurance contract. It comes with guarantees that may protect your investment if the markets go down. The MER includes a separate insurance fee that is charged for the guarantees. For details, please refer to the Information Folder and Contract.

#### 16 Who is this fund for?

This fund may be right for a person seeking interest income with an emphasis on capital preservation.

#### 17 How has the fund performed?

This section tells you how the fund has performed over the past 10 years for a contractholder who has chosen InvestmentPlus 75/75. Returns are after the MER has been deducted.

It's important to note that this doesn't tell you how the fund will perform in the future.

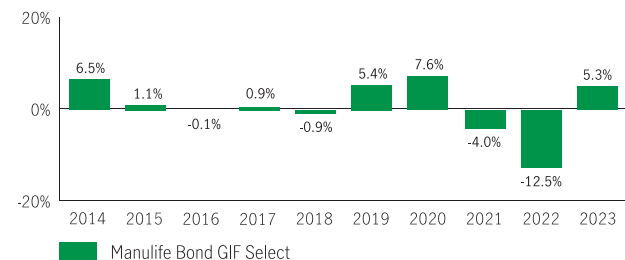
Also, your actual return will depend on the guarantee option and sales charge option you choose and on your personal tax situation.

#### Average return

A person who invested \$1,000 in the fund and chose InvestmentPlus 75/75 10 years ago has \$1,078.17 on December 31, 2023. This works out to an average of 0.76% per year.

#### Year-by-year returns

Any values close to zero may not be visible. This chart shows how the fund has performed in each of the past 10 years for a contractholder who chose the InvestmentPlus 75/75. In the last 10 years the fund was up in value 6 years and down in value 4 years.



For illustration purposes only. Actual segregated fund performance could be expected to vary and will depend on the guarantee option you choose.

#### 18 How risky is it?

The value of your investments can go down. Please see the Information Folder for further details.



# How to read the Fund Facts: Manulife Segregated Funds

19

## How much does it cost?

The following tables show the fees and expenses you could pay to invest in or sell units of the fund, and will depend on the guarantee option and sales charge option you choose. The ongoing fees and expenses are different for each guarantee option.

### 1. Sales Charge

Sales charge option	What you pay	How it works
Front End Sales Charge	Up to 5.0% of the amount you invest	<ul style="list-style-type: none"> <li>You and your advisor decide on the rate</li> <li>The initial sales charge is deducted from the amount you invest. It is paid as a commission</li> </ul>
Deferred Sales Charge (DSC) *	<b>If you sell within:</b> 1 year of buying 5.50 2 years of buying 5.00 3 years of buying 5.00 4 years of buying 4.00 5 years of buying 4.00 6 years of buying 3.00 7 years of buying 2.00 After 7 years 0.00	<ul style="list-style-type: none"> <li>The sales charge is deducted from the amount you sell</li> <li>You can sell up to 10% (20% for RRIF tax types) of your units each year without paying a sales charge</li> <li>You can switch to units of other funds within the same guarantee option and sales charge option without paying any sales charge. The sales charge schedule will be based on the date you invest in your first fund</li> <li>Any sales charge you pay goes to Manulife</li> </ul>
Low Load Sales Charge *	<b>If you sell within:</b> 1 year of buying 2.50 2 years of buying 2.00 3 years of buying 1.50 After 3 years 0.00	
No Load Sales Charge	There are no charges to you.	Your servicing advisor may have to return a portion of the commission to Manulife if you sell units within the first 2 or 4 years from deposit, depending on the applicable chargeback schedule.

\* **Deferred** and **Low Load** sales charge options no longer allow new deposits, subsequent deposits, new or existing PACs or switches in from other sales charge options. Switches within the same sales charge option are permitted. Existing investments in these sales charge options will remain invested and the existing sales charge schedule will apply to any withdrawals.

### 2. Ongoing Fund Expenses

The management expense ratio (MER) includes the management fee and operating expenses of the fund and, if applicable, any underlying fund(s). The MER includes the insurance cost for the guarantee. You don't pay these expenses directly. Additional fees will apply to the IncomePlus and EstatePlus guarantee options and are paid out of the contract each year. The fund fee rate for this fund is a Level 1. MERs and guarantee fees affect you because they reduce the return you get on your investment. For details about how the guarantees work, see your Information Folder and Contract.

Guarantee option	MER (Annual rate as a % of the fund value)	Management fee (%)	Fund fee rate (%)
InvestmentPlus 75/75	2.11	1.62	—
InvestmentPlus 75/100	2.31	2.07	—
IncomePlus	2.11	1.62	0.55
EstatePlus	2.11	1.62	0.25

#### Trailing commission

Manulife pays a trailing commission of up to 0.50% of the value of your investments each year for as long as you own the fund. It is for the services and advice your advisor provides to you. The trailing commission is paid out of the management fee. You don't pay these expenses directly. The rate depends on the sales charge option you choose.

### 3. Other Fees

Trading Fees apply to all guarantee options and sales charge options and are paid to Manulife.

Fee	What you pay
Frequent Trading Fee	2% of the value of units you trade for switches exceeding 5 per year.
Early Withdrawal Fee	2% of the value of units you sell or transfer within 90 days of buying them.
Small Policy Fee	\$100 annual fee is applied to IncomePlus with a GWB Benefit Base that is below the initial deposit minimum. It is also applied to EstatePlus with a Death Benefit Guarantee that is below the initial deposit minimum.

20

## What if I change my mind?

You can change your mind about your investment in a fund within two business days of the earlier of the date you received confirmation or five business days after it is mailed. You can also change your mind about subsequent transactions you make under the contract within two business days of the earlier of the date you received confirmation or five business days after it is mailed. In this case, the right to cancel only applies to the new transaction.

You have to tell us in writing that you want to cancel. The amount returned will be the lesser of the amount you invested, or the value of the fund if it has gone down. The amount returned only applies to the specific transaction and will include a refund of any sales charges or other fees you paid.

# How to read the Fund Facts: Manulife Segregated Funds

21

## Objective and Strategy

Unless otherwise noted, the investment objective of the underlying fund is the same or substantially similar as the segregated fund objective. Refer to the underlying fund Prospectus and/or the Investment Policy Statement (IPS) for the complete objective and strategy of the underlying fund.

**Objective:** The Fund seeks to earn the highest level of income consistent with the preservation of capital with some capital appreciation by investing primarily in bonds and debentures of various terms issued or guaranteed by Canadian federal, provincial or municipal governments or corporations.

**Strategy:** This Fund will invest in units of the underlying mutual fund or a substantially similar fund.

22

## Information specific to Elite and F-Class sales charge options

**Elite (available only to GIF Select InvestmentPlus 75/75 contracts opened on or before October 3, 2014)**

This section shows the information specific to the Elite sales charge option of this fund. When investing a minimum of \$1 million dollars you may qualify for Elite pricing which offers a lower management expense ratio than other sales charge options in the same product.

### What you pay

- For the Elite front-end sales charge option, you pay up to 3.0% of the amount you invest.
- For the Elite back-end and Elite low-load sales charge options, refer to the sales charge table on page 2 for details.
- These are separate fees in addition to the MER.

Guarantee option	Minimum investment (\$)	MER (%)	Management fee (%)	Net asset value per unit (\$)	Units outstanding
InvestmentPlus 75/75	1,000,000	1.52	1.24	12.0549	10
InvestmentPlus 75/100	1,000,000	1.85	1.65	10.0000	10
IncomePlus	1,000,000	1.62	1.24	11.6723	10
EstatePlus	1,000,000	1.52	1.24	12.0549	24,575

### F-Class

This section shows the information specific to the F-Class sales charge option of this fund. Funds in the F-Class sales charge option are available for investors who have fee-based or wrap accounts with their dealer.

### What you pay

- Sales charges are generally negotiated between you and your dealer
- Collection of these fees will occur within the dealer account and not from the contract
- These are separate fees in addition to the MER

Guarantee option	Minimum investment (\$)	MER (%)	Management fee (%)	Net asset value per unit (\$)	Units outstanding
InvestmentPlus 75/75	1,000	1.27	0.95	12.2098	5,120
InvestmentPlus 75/100	1,000	1.76	1.57	10.0000	10
IncomePlus	25,000	1.29	0.95	11.8339	10
EstatePlus	10,000	1.27	0.95	12.2098	—

## For more information

This summary may not contain all the information you need. Please read the Information Folder and Contract or you may contact us at:

### Manulife

500 King Street North, Waterloo ON N2J4C6  
www.manulifeim.ca  
Canada, Outside of Quebec 1-888-790-4387  
Quebec & French Business 1-800-355-6776



The Manufacturers Life Insurance Company (Manulife) is the issuer of insurance contracts containing Manulife segregated funds and the guarantor of any guarantee provisions therein. Manulife, Manulife & Stylized M Design, and Stylized M Design are trademarks of The Manufacturers Life Insurance Company and are used by it, and by its affiliates under license.

## Fund Facts — GIF Select

**Manulife Balanced GIF Select (Multi-Manager)**
**Quick Facts**

**Date Fund Available:** October 2009      **Fund Manager:** Manulife      **Total Fund Value:** \$166,774,435  
**Date Fund Created:** September 1986      **Total Units Outstanding:** 7,020,439      **Portfolio Turnover Rate:** 13.98%

Guarantee option	Minimum investment (\$)	MER (%)	Management fee (%)	Net asset value per unit (\$)	Units outstanding
InvestmentPlus 75/75	1,000	2.53	1.98	18.6947	1,295,215
InvestmentPlus 75/100	1,000	2.83	2.54	10.0000	10
IncomePlus	25,000	2.66	2.06	16.0325	128,613
EstatePlus	10,000	2.62	2.06	18.5299	194,841

Contracts opened on or after October 28, 2013 will not have access to funds in the IncomePlus Series unless it is a sale resulting from a transfer from an existing contract that holds the IncomePlus Series. EstatePlus Series is only available to clients with GIF Select contracts opened on or before May 13, 2016. For information on Elite and F-Class sales charge options, refer to page 3.

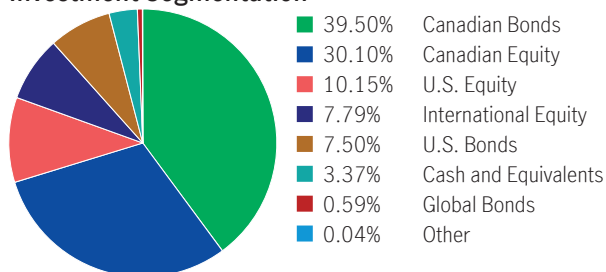
**What does the fund invest in?**

This segregated fund has a “fund-of-fund” structure that invests into a basket of funds which includes, but is not limited to, mutual funds, pooled funds and unit trusts. The underlying funds hold primarily Canadian equities and Canadian fixed income investments.

**Top 10 investments**

MIM Canadian Core Fixed Income	44.85%
Franklin Bissett Canadian Equity Fund	10.11%
Manulife Dividend Income Fund	9.93%
Manulife Core Canadian Equity Fund	9.55%
MIM US Large Cap Core Pooled Fund	7.25%
National Bank Canadian All Cap Equity Fund	5.05%
Manulife U.S. Unconstrained Bond Fund	4.97%
National Bank <i>SmartData</i> International Equity Fund	3.47%
Manulife World Investment Fund	3.47%
<b>Total</b>	<b>98.64%</b>

Total investments: 9

**Investment Segmentation**

**Are there any guarantees?**

This fund is being offered under an insurance contract. It comes with guarantees that may protect your investment if the markets go down. The MER includes a separate insurance fee that is charged for the guarantees. For details, please refer to the Information Folder and Contract.

**Who is this fund for?**

This fund may be right for a person seeking a balance of growth and interest income and who is comfortable with the ups and downs of the equity and bond markets.

**How has the fund performed?**

This section tells you how the fund has performed over the past 10 years for a contractholder who has chosen InvestmentPlus 75/75. Returns are after the MER has been deducted.

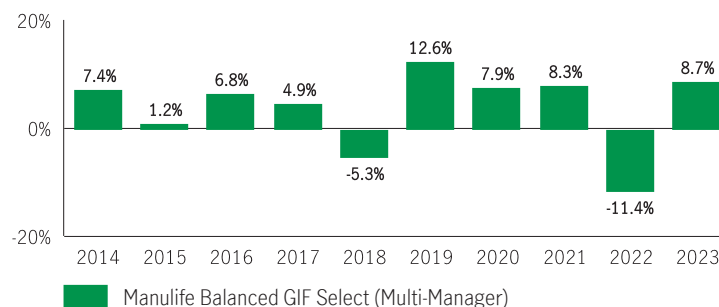
It's important to note that this doesn't tell you how the fund will perform in the future. Also, your actual return will depend on the guarantee option and sales charge option you choose and on your personal tax situation.

**Average return**

A person who invested \$1,000 in the fund and chose InvestmentPlus 75/75 10 years ago has \$1,462.17 on December 31, 2023. This works out to an average of 3.87% per year.

**Year-by-year returns** Any values close to zero may not be visible.

This chart shows how the fund has performed in each of the past 10 years for a contractholder who chose the InvestmentPlus 75/75. In the last 10 years the fund was up in value 8 years and down in value 2 years.



For illustration purposes only. Actual segregated fund performance could be expected to vary and will depend on the guarantee option you choose.

**How risky is it?**

The value of your investments can go down. Please see the Information Folder for further details.



## How much does it cost?

The following tables show the fees and expenses you could pay to invest in or sell units of the fund, and will depend on the guarantee option and sales charge option you choose. The ongoing fees and expenses are different for each guarantee option.

### 1. Sales Charges

Sales charge option	What you pay	How it works
Front End Sales Charge	Up to 5.0% of the amount you invest	<ul style="list-style-type: none"> <li>You and your advisor decide on the rate</li> <li>The initial sales charge is deducted from the amount you invest. It is paid as a commission</li> </ul>
Deferred Sales Charge (DSC) *	<b>If you sell within:</b> 1 year of buying 5.50 2 years of buying 5.00 3 years of buying 5.00 4 years of buying 4.00 5 years of buying 4.00 6 years of buying 3.00 7 years of buying 2.00 After 7 years 0.00	<ul style="list-style-type: none"> <li>The sales charge is deducted from the amount you sell</li> <li>You can sell up to 10% (20% for RRIF tax types) of your units each year without paying a sales charge</li> <li>You can switch to units of other funds within the same guarantee option and sales charge option without paying any sales charge. The sales charge schedule will be based on the date you invest in your first fund</li> <li>Any sales charge you pay goes to Manulife</li> </ul>
Low Load Sales Charge *	<b>If you sell within:</b> 1 year of buying 2.50 2 years of buying 2.00 3 years of buying 1.50 After 3 years 0.00	
No Load Sales Charge	There are no charges to you.	Your servicing advisor may have to return a portion of the commission to Manulife if you sell units within the first 2 or 4 years from deposit, depending on the applicable chargeback schedule.

\* **Deferred** and **Low Load** sales charge options no longer allow new deposits, subsequent deposits, new or existing PACs or switches in from other sales charge options. Switches within the same sales charge option are permitted. Existing investments in these sales charge options will remain invested and the existing sales charge schedule will apply to any withdrawals.

### 2. Ongoing Fund Expenses

The management expense ratio (MER) includes the management fee and operating expenses of the fund and, if applicable, any underlying fund(s). The MER includes the insurance cost for the guarantee. You don't pay these expenses directly. Additional fees will apply to the IncomePlus and EstatePlus guarantee options and are paid out of the contract each year. The fund fee rate for this fund is a Level 3. MERs and guarantee fees affect you because they reduce the return you get on your investment. For details about how the guarantees work, see your Information Folder and Contract.

Guarantee option	MER (Annual rate as a % of the fund value)	Management fee (%)	Fund fee rate (%)
InvestmentPlus 75/75	2.53	1.98	—
InvestmentPlus 75/100	2.83	2.54	—
IncomePlus	2.66	2.06	0.85
EstatePlus	2.62	2.06	0.45

#### Trailing commission

Manulife pays a trailing commission of up to 1.00% of the value of your investments each year for as long as you own the fund. It is for the services and advice your advisor provides to you. The trailing commission is paid out of the management fee. You don't pay these expenses directly. The rate depends on the sales charge option you choose.

### 3. Other Fees

Trading Fees apply to all guarantee options and sales charge options and are paid to Manulife.

Fee	What you pay
<b>Frequent Trading Fee</b>	2% of the value of units you trade for switches exceeding 5 per year.
<b>Early Withdrawal Fee</b>	2% of the value of units you sell or transfer within 90 days of buying them.
<b>Small Policy Fee</b>	\$100 annual fee is applied to IncomePlus with a GWB Benefit Base that is below the initial deposit minimum. It is also applied to EstatePlus with a Death Benefit Guarantee that is below the initial deposit minimum.

## What if I change my mind?

You can change your mind about your investment in a fund within two business days of the earlier of the date you received confirmation or five business days after it is mailed. You can also change your mind about subsequent transactions you make under the contract within two business days of the earlier of the date you received confirmation or five business days after it is mailed. In this case, the right to cancel only applies to the new transaction.

You have to tell us in writing that you want to cancel. The amount returned will be the lesser of the amount you invested, or the value of the fund if it has gone down. The amount returned only applies to the specific transaction and will include a refund of any sales charges or other fees you paid.



## Objective and Strategy

**Objective:** The Fund invests in a combination of Equity and Fixed Income Securities in order to provide a high rate of return and maximum security of principal.

**Strategy:** This fund will invest in units of multiple underlying funds. The strategy for this fund is available through the Investment Policy Statement (IPS).

## Information specific to Elite and F-Class sales charge options

### Elite (available only to GIF Select InvestmentPlus 75/75 contracts opened on or before October 3, 2014)

This section shows the information specific to the Elite sales charge option of this fund. When investing a minimum of \$1 million dollars you may qualify for Elite pricing which offers a lower management expense ratio than other sales charge options in the same product.

#### What you pay

- For the Elite front-end sales charge option, you pay up to 3.0% of the amount you invest.
- For the Elite back-end and Elite low-load sales charge options, refer to the sales charge table on page 2 for details.
- These are separate fees in addition to the MER.

Guarantee option	Minimum investment (\$)	MER (%)	Management fee (%)	Net asset value per unit (\$)	Units outstanding
InvestmentPlus 75/75	1,000,000	1.80	1.38	20.8495	15,495
InvestmentPlus 75/100	1,000,000	2.22	1.99	10.0000	10
IncomePlus	1,000,000	1.87	1.48	17.7481	10
EstatePlus	1,000,000	1.74	1.48	20.8122	26,680

### F-Class

This section shows the information specific to the F-Class sales charge option of this fund. Funds in the F-Class sales charge option are available for investors who have fee-based or wrap accounts with their dealer.

#### What you pay

- Sales charges are generally negotiated between you and your dealer
- Collection of these fees will occur within the dealer account and not from the contract
- These are separate fees in addition to the MER

Guarantee option	Minimum investment (\$)	MER (%)	Management fee (%)	Net asset value per unit (\$)	Units outstanding
InvestmentPlus 75/75	1,000	1.49	1.21	19.9400	10
InvestmentPlus 75/100	1,000	1.72	1.54	10.0000	10
IncomePlus	25,000	1.59	1.30	18.1794	10
EstatePlus	10,000	1.59	1.30	19.5257	8

## For more information

This summary may not contain all the information you need. Please read the Information Folder and Contract or you may contact us at:

### Manulife

500 King Street North, Waterloo ON N2J4C6  
www.manulifeim.ca  
Canada, Outside of Quebec 1-888-790-4387  
Quebec & French Business 1-800-355-6776

The Manufacturers Life Insurance Company (Manulife) is the issuer of insurance contracts containing Manulife segregated funds and the guarantor of any guarantee provisions therein. Manulife, Manulife & Stylized M Design, and Stylized M Design are trademarks of The Manufacturers Life Insurance Company and are used by it, and by its affiliates under license.

## Fund Facts — GIF Select

**Manulife Balanced Income Portfolio GIF Select**
**Quick Facts**
**Date Fund Available:** October 2009

**Fund Manager:** Manulife

**Total Fund Value:** \$286,351,044

**Date Fund Created:** January 2005

**Total Units Outstanding:** 14,335,203

**Portfolio Turnover Rate:** 22.64%

Guarantee option	Minimum investment (\$)	MER (%)	Management fee (%)	Net asset value per unit (\$)	Units outstanding
InvestmentPlus 75/75	1,000	2.41	1.87	19.7493	2,054,593
InvestmentPlus 75/100	1,000	2.73	2.45	10.0000	10
IncomePlus	25,000	2.44	1.87	16.3013	106,626
EstatePlus	10,000	2.41	1.87	19.7493	533,957

Contracts opened on or after October 28, 2013 will not have access to funds in the IncomePlus Series unless it is a sale resulting from a transfer from an existing contract that holds the IncomePlus Series. EstatePlus Series is only available to clients with GIF Select contracts opened on or before May 13, 2016. For information on Elite and F-Class sales charge options, refer to page 3.

**What does the fund invest in?**

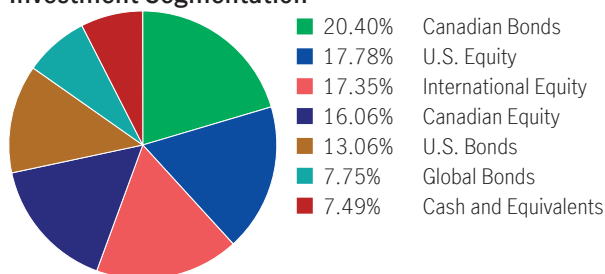
This segregated fund has a “fund-of-fund” structure that invests into a basket of funds which includes, but is not limited to, ETFs, mutual funds, pooled funds and unit trusts. The underlying funds hold primarily global equities and fixed income funds.

**Top 10 investments**

Manulife Canadian Bond Fund	14.57%
Manulife Corporate Bond Fund	10.04%
Manulife Strategic Income Fund	9.03%
Manulife Fundamental Dividend Fund	8.01%
Manulife Dividend Income Fund	7.93%
Manulife U.S. Dividend Income Fund	7.88%
Manulife Canadian Universe Bond Fund	4.96%
Manulife World Investment Class	4.96%
BlackRock CDN Global Infrastructure Equity Index Fund	4.92%
Manulife Smart Dividend ETF	4.67%
<b>Total</b>	<b>76.97%</b>

**Total**

Total investments: 17

**Investment Segmentation**

**Are there any guarantees?**

This fund is being offered under an insurance contract. It comes with guarantees that may protect your investment if the markets go down. The MER includes a separate insurance fee that is charged for the guarantees. For details, please refer to the Information Folder and Contract.

**Who is this fund for?**

This fund may be right for a person seeking a balance of growth and interest income and who is comfortable with the ups and downs of the equity and bond markets.

**How has the fund performed?**

This section tells you how the fund has performed over the past 10 years for a contractholder who has chosen InvestmentPlus 75/75. Returns are after the MER has been deducted.

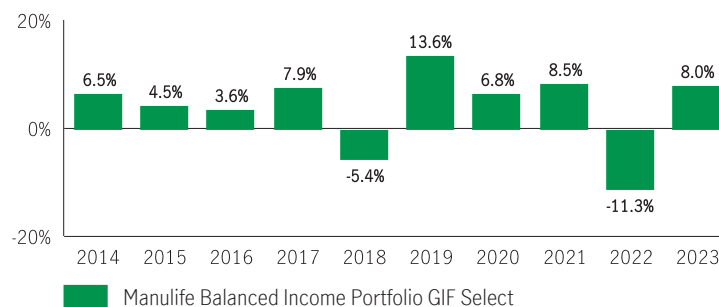
It's important to note that this doesn't tell you how the fund will perform in the future. Also, your actual return will depend on the guarantee option and sales charge option you choose and on your personal tax situation.

**Average return**

A person who invested \$1,000 in the fund and chose InvestmentPlus 75/75 10 years ago has \$1,484.57 on December 31, 2023. This works out to an average of 4.03% per year.

**Year-by-year returns** Any values close to zero may not be visible.

This chart shows how the fund has performed in each of the past 10 years for a contractholder who chose the InvestmentPlus 75/75. In the last 10 years the fund was up in value 8 years and down in value 2 years.



For illustration purposes only. Actual segregated fund performance could be expected to vary and will depend on the guarantee option you choose.

**How risky is it?**

The value of your investments can go down. Please see the Information Folder for further details.



## How much does it cost?

The following tables show the fees and expenses you could pay to invest in or sell units of the fund, and will depend on the guarantee option and sales charge option you choose. The ongoing fees and expenses are different for each guarantee option.

### 1. Sales Charges

Sales charge option	What you pay	How it works																		
Front End Sales Charge	Up to 5.0% of the amount you invest	<ul style="list-style-type: none"> <li>You and your advisor decide on the rate</li> <li>The initial sales charge is deducted from the amount you invest. It is paid as a commission</li> </ul>																		
Deferred Sales Charge (DSC) *	<b>If you sell within:</b> <table border="1"> <thead> <tr> <th></th> <th>%</th> </tr> </thead> <tbody> <tr> <td>1 year of buying</td> <td>5.50</td> </tr> <tr> <td>2 years of buying</td> <td>5.00</td> </tr> <tr> <td>3 years of buying</td> <td>5.00</td> </tr> <tr> <td>4 years of buying</td> <td>4.00</td> </tr> <tr> <td>5 years of buying</td> <td>4.00</td> </tr> <tr> <td>6 years of buying</td> <td>3.00</td> </tr> <tr> <td>7 years of buying</td> <td>2.00</td> </tr> <tr> <td>After 7 years</td> <td>0.00</td> </tr> </tbody> </table>		%	1 year of buying	5.50	2 years of buying	5.00	3 years of buying	5.00	4 years of buying	4.00	5 years of buying	4.00	6 years of buying	3.00	7 years of buying	2.00	After 7 years	0.00	<ul style="list-style-type: none"> <li>The sales charge is deducted from the amount you sell</li> <li>You can sell up to 10% (20% for RRIF tax types) of your units each year without paying a sales charge</li> <li>You can switch to units of other funds within the same guarantee option and sales charge option without paying any sales charge. The sales charge schedule will be based on the date you invest in your first fund</li> <li>Any sales charge you pay goes to Manulife</li> </ul>
	%																			
1 year of buying	5.50																			
2 years of buying	5.00																			
3 years of buying	5.00																			
4 years of buying	4.00																			
5 years of buying	4.00																			
6 years of buying	3.00																			
7 years of buying	2.00																			
After 7 years	0.00																			
Low Load Sales Charge *	<b>If you sell within:</b> <table border="1"> <thead> <tr> <th></th> <th>%</th> </tr> </thead> <tbody> <tr> <td>1 year of buying</td> <td>2.50</td> </tr> <tr> <td>2 years of buying</td> <td>2.00</td> </tr> <tr> <td>3 years of buying</td> <td>1.50</td> </tr> <tr> <td>After 3 years</td> <td>0.00</td> </tr> </tbody> </table>		%	1 year of buying	2.50	2 years of buying	2.00	3 years of buying	1.50	After 3 years	0.00									
	%																			
1 year of buying	2.50																			
2 years of buying	2.00																			
3 years of buying	1.50																			
After 3 years	0.00																			
No Load Sales Charge	There are no charges to you.	Your servicing advisor may have to return a portion of the commission to Manulife if you sell units within the first 2 or 4 years from deposit, depending on the applicable chargeback schedule.																		

\* **Deferred** and **Low Load** sales charge options no longer allow new deposits, subsequent deposits, new or existing PACs or switches in from other sales charge options. Switches within the same sales charge option are permitted. Existing investments in these sales charge options will remain invested and the existing sales charge schedule will apply to any withdrawals.

### 2. Ongoing Fund Expenses

The management expense ratio (MER) includes the management fee and operating expenses of the fund and, if applicable, any underlying fund(s). The MER includes the insurance cost for the guarantee. You don't pay these expenses directly. Additional fees will apply to the IncomePlus and EstatePlus guarantee options and are paid out of the contract each year. The fund fee rate for this fund is a Level 3. MERs and guarantee fees affect you because they reduce the return you get on your investment. For details about how the guarantees work, see your Information Folder and Contract.

Guarantee option	MER (Annual rate as a % of the fund value)	Management fee (%)	Fund fee rate (%)
InvestmentPlus 75/75	2.41	1.87	—
InvestmentPlus 75/100	2.73	2.45	—
IncomePlus	2.44	1.87	0.85
EstatePlus	2.41	1.87	0.45

#### Trailing commission

Manulife pays a trailing commission of up to 1.00% of the value of your investments each year for as long as you own the fund. It is for the services and advice your advisor provides to you. The trailing commission is paid out of the management fee. You don't pay these expenses directly. The rate depends on the sales charge option you choose.

### 3. Other Fees

Trading Fees apply to all guarantee options and sales charge options and are paid to Manulife.

Fee	What you pay
<b>Frequent Trading Fee</b>	2% of the value of units you trade for switches exceeding 5 per year.
<b>Early Withdrawal Fee</b>	2% of the value of units you sell or transfer within 90 days of buying them.
<b>Small Policy Fee</b>	\$100 annual fee is applied to IncomePlus with a GWB Benefit Base that is below the initial deposit minimum. It is also applied to EstatePlus with a Death Benefit Guarantee that is below the initial deposit minimum.

## What if I change my mind?

You can change your mind about your investment in a fund within two business days of the earlier of the date you received confirmation or five business days after it is mailed. You can also change your mind about subsequent transactions you make under the contract within two business days of the earlier of the date you received confirmation or five business days after it is mailed. In this case, the right to cancel only applies to the new transaction.

You have to tell us in writing that you want to cancel. The amount returned will be the lesser of the amount you invested, or the value of the fund if it has gone down. The amount returned only applies to the specific transaction and will include a refund of any sales charges or other fees you paid.

## Objective and Strategy

**Objective:** The fund seeks to provide income generation and long-term growth consistent with preservation of capital. The Portfolio is a strategic asset allocation portfolio. It invests its assets in other mutual funds, focusing on fixed income and dividend paying Canadian equity funds.

**Strategy:** This fund will invest in units of multiple underlying funds. The strategy for this fund is available through the Investment Policy Statement (IPS).

## Information specific to Elite and F-Class sales charge options

### Elite (available only to GIF Select InvestmentPlus 75/75 contracts opened on or before October 3, 2014)

This section shows the information specific to the Elite sales charge option of this fund. When investing a minimum of \$1 million dollars you may qualify for Elite pricing which offers a lower management expense ratio than other sales charge options in the same product.

#### What you pay

- For the Elite front-end sales charge option, you pay up to 3.0% of the amount you invest.
- For the Elite back-end and Elite low-load sales charge options, refer to the sales charge table on page 2 for details.
- These are separate fees in addition to the MER.

Guarantee option	Minimum investment (\$)	MER (%)	Management fee (%)	Net asset value per unit (\$)	Units outstanding
InvestmentPlus 75/75	1,000,000	1.75	1.42	21.6687	80,205
InvestmentPlus 75/100	1,000,000	2.12	1.90	10.0000	10
IncomePlus	1,000,000	1.81	1.42	17.4210	10
EstatePlus	1,000,000	1.75	1.42	21.6687	26,741

### F-Class

This section shows the information specific to the F-Class sales charge option of this fund. Funds in the F-Class sales charge option are available for investors who have fee-based or wrap accounts with their dealer.

#### What you pay

- Sales charges are generally negotiated between you and your dealer
- Collection of these fees will occur within the dealer account and not from the contract
- These are separate fees in addition to the MER

Guarantee option	Minimum investment (\$)	MER (%)	Management fee (%)	Net asset value per unit (\$)	Units outstanding
InvestmentPlus 75/75	1,000	1.29	1.10	20.3115	1,119
InvestmentPlus 75/100	1,000	1.62	1.45	10.0000	10
IncomePlus	25,000	1.37	1.10	18.0154	10
EstatePlus	10,000	1.29	1.10	20.3115	2,795

## For more information

This summary may not contain all the information you need. Please read the Information Folder and Contract or you may contact us at:

### Manulife

500 King Street North, Waterloo ON N2J4C6  
www.manulifeim.ca  
Canada, Outside of Quebec 1-888-790-4387  
Quebec & French Business 1-800-355-6776

The Manufacturers Life Insurance Company (Manulife) is the issuer of insurance contracts containing Manulife segregated funds and the guarantor of any guarantee provisions therein. Manulife, Manulife & Stylized M Design, and Stylized M Design are trademarks of The Manufacturers Life Insurance Company and are used by it, and by its affiliates under license.

**Fund Facts — GIF Select**
**Manulife Bond GIF Select**
**Quick Facts**
**Date Fund Available:** October 2010

**Underlying Fund Manager:** Manulife Investment Management Limited

**Total Fund Value:** \$94,715,604

**Date Fund Created:** October 2010

**Total Units Outstanding:** 8,955,652

**Portfolio Turnover Rate:** 8.96%

Guarantee option	Minimum investment (\$)	MER (%)	Management fee (%)	Net asset value per unit (\$)	Units outstanding
InvestmentPlus 75/75	1,000	2.11	1.62	11.2128	1,394,910
InvestmentPlus 75/100	1,000	2.31	2.07	10.0000	10
IncomePlus	25,000	2.11	1.62	10.5515	56,413
EstatePlus	10,000	2.11	1.62	11.2128	135,125

Contracts opened on or after October 28, 2013 will not have access to funds in the IncomePlus Series unless it is a sale resulting from a transfer from an existing contract that holds the IncomePlus Series. EstatePlus Series is only available to clients with GIF Select contracts opened on or before May 13, 2016. For information on Elite and F-Class sales charge options, refer to page 3.

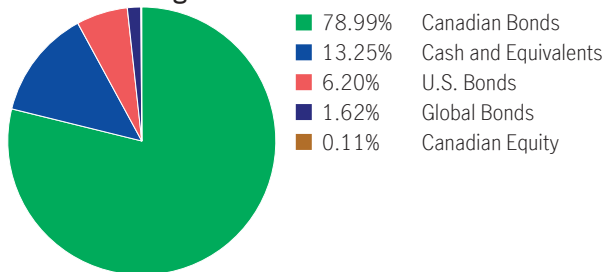
**What does the fund invest in?**

This segregated fund has a “fund-of-fund” structure and invests into the Manulife Bond Fund. The underlying mutual fund trust holds primarily Canadian fixed income investments.

**Top 10 investments (of the underlying fund)**

Gov. of Canada, 2.75%, 6/1/2033	2.17%
Gov. of Canada, 4/25/2024	1.85%
Province of Ontario, 3.75%, 12/2/2053	1.67%
Gov. of Canada, 2%, 6/1/2028	1.67%
Gov. of Canada, 4%, 6/1/2041	1.64%
CANADIAN TREASURY BILL 11APR24 TBILL	1.62%
CANADA HOUSING TRUST NO 1 4.25% 15MAR34	1.17%
Province of Ontario, 3.75%, 6/2/2032	1.07%
Canada Housing Trust No.1, 3.65%, 6/15/2033	1.05%
Province of Ontario, 2.55%, 12/2/2052	1.04%
<b>Total</b>	<b>14.94%</b>

Total investments: 428

**Investment Segmentation**

**Are there any guarantees?**

This fund is being offered under an insurance contract. It comes with guarantees that may protect your investment if the markets go down. The MER includes a separate insurance fee that is charged for the guarantees. For details, please refer to the Information Folder and Contract.

**Who is this fund for?**

This fund may be right for a person seeking interest income with an emphasis on capital preservation.

**How has the fund performed?**

This section tells you how the fund has performed over the past 10 years for a contractholder who has chosen InvestmentPlus 75/75. Returns are after the MER has been deducted.

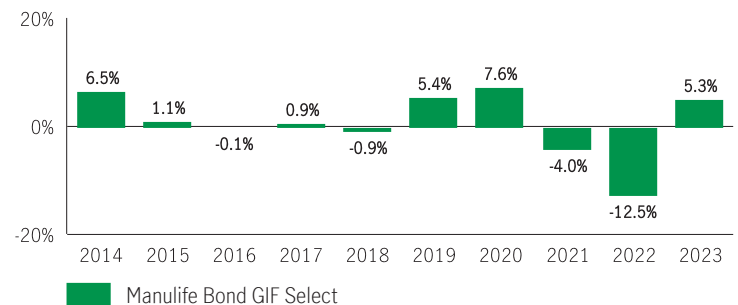
It's important to note that this doesn't tell you how the fund will perform in the future. Also, your actual return will depend on the guarantee option and sales charge option you choose and on your personal tax situation.

**Average return**

A person who invested \$1,000 in the fund and chose InvestmentPlus 75/75 10 years ago has \$1,078.17 on December 31, 2023. This works out to an average of 0.76% per year.

**Year-by-year returns** Any values close to zero may not be visible.

This chart shows how the fund has performed in each of the past 10 years for a contractholder who chose the InvestmentPlus 75/75. In the last 10 years the fund was up in value 6 years and down in value 4 years.



For illustration purposes only. Actual segregated fund performance could be expected to vary and will depend on the guarantee option you choose.

**How risky is it?**

The value of your investments can go down. Please see the Information Folder for further details.



## How much does it cost?

The following tables show the fees and expenses you could pay to invest in or sell units of the fund, and will depend on the guarantee option and sales charge option you choose. The ongoing fees and expenses are different for each guarantee option.

### 1. Sales Charges

Sales charge option	What you pay	How it works																		
Front End Sales Charge	Up to 5.0% of the amount you invest	<ul style="list-style-type: none"> <li>You and your advisor decide on the rate</li> <li>The initial sales charge is deducted from the amount you invest. It is paid as a commission</li> </ul>																		
Deferred Sales Charge (DSC) *	<b>If you sell within:</b> <table border="1"> <thead> <tr> <th></th> <th>%</th> </tr> </thead> <tbody> <tr> <td>1 year of buying</td> <td>5.50</td> </tr> <tr> <td>2 years of buying</td> <td>5.00</td> </tr> <tr> <td>3 years of buying</td> <td>5.00</td> </tr> <tr> <td>4 years of buying</td> <td>4.00</td> </tr> <tr> <td>5 years of buying</td> <td>4.00</td> </tr> <tr> <td>6 years of buying</td> <td>3.00</td> </tr> <tr> <td>7 years of buying</td> <td>2.00</td> </tr> <tr> <td>After 7 years</td> <td>0.00</td> </tr> </tbody> </table>		%	1 year of buying	5.50	2 years of buying	5.00	3 years of buying	5.00	4 years of buying	4.00	5 years of buying	4.00	6 years of buying	3.00	7 years of buying	2.00	After 7 years	0.00	<ul style="list-style-type: none"> <li>The sales charge is deducted from the amount you sell</li> <li>You can sell up to 10% (20% for RRIF tax types) of your units each year without paying a sales charge</li> <li>You can switch to units of other funds within the same guarantee option and sales charge option without paying any sales charge. The sales charge schedule will be based on the date you invest in your first fund</li> <li>Any sales charge you pay goes to Manulife</li> </ul>
	%																			
1 year of buying	5.50																			
2 years of buying	5.00																			
3 years of buying	5.00																			
4 years of buying	4.00																			
5 years of buying	4.00																			
6 years of buying	3.00																			
7 years of buying	2.00																			
After 7 years	0.00																			
Low Load Sales Charge *	<b>If you sell within:</b> <table border="1"> <thead> <tr> <th></th> <th>%</th> </tr> </thead> <tbody> <tr> <td>1 year of buying</td> <td>2.50</td> </tr> <tr> <td>2 years of buying</td> <td>2.00</td> </tr> <tr> <td>3 years of buying</td> <td>1.50</td> </tr> <tr> <td>After 3 years</td> <td>0.00</td> </tr> </tbody> </table>		%	1 year of buying	2.50	2 years of buying	2.00	3 years of buying	1.50	After 3 years	0.00									
	%																			
1 year of buying	2.50																			
2 years of buying	2.00																			
3 years of buying	1.50																			
After 3 years	0.00																			
No Load Sales Charge	There are no charges to you.	Your servicing advisor may have to return a portion of the commission to Manulife if you sell units within the first 2 or 4 years from deposit, depending on the applicable chargeback schedule.																		

\* **Deferred** and **Low Load** sales charge options no longer allow new deposits, subsequent deposits, new or existing PACs or switches in from other sales charge options. Switches within the same sales charge option are permitted. Existing investments in these sales charge options will remain invested and the existing sales charge schedule will apply to any withdrawals.

### 2. Ongoing Fund Expenses

The management expense ratio (MER) includes the management fee and operating expenses of the fund and, if applicable, any underlying fund(s). The MER includes the insurance cost for the guarantee. You don't pay these expenses directly. Additional fees will apply to the IncomePlus and EstatePlus guarantee options and are paid out of the contract each year. The fund fee rate for this fund is a Level 1. MERs and guarantee fees affect you because they reduce the return you get on your investment. For details about how the guarantees work, see your Information Folder and Contract.

Guarantee option	MER (Annual rate as a % of the fund value)	Management fee (%)	Fund fee rate (%)
InvestmentPlus 75/75	2.11	1.62	—
InvestmentPlus 75/100	2.31	2.07	—
IncomePlus	2.11	1.62	0.55
EstatePlus	2.11	1.62	0.25

#### Trailing commission

Manulife pays a trailing commission of up to 0.50% of the value of your investments each year for as long as you own the fund. It is for the services and advice your advisor provides to you. The trailing commission is paid out of the management fee. You don't pay these expenses directly. The rate depends on the sales charge option you choose.

### 3. Other Fees

Trading Fees apply to all guarantee options and sales charge options and are paid to Manulife.

Fee	What you pay
<b>Frequent Trading Fee</b>	2% of the value of units you trade for switches exceeding 5 per year.
<b>Early Withdrawal Fee</b>	2% of the value of units you sell or transfer within 90 days of buying them.
<b>Small Policy Fee</b>	\$100 annual fee is applied to IncomePlus with a GWB Benefit Base that is below the initial deposit minimum. It is also applied to EstatePlus with a Death Benefit Guarantee that is below the initial deposit minimum.

## What if I change my mind?

You can change your mind about your investment in a fund within two business days of the earlier of the date you received confirmation or five business days after it is mailed. You can also change your mind about subsequent transactions you make under the contract within two business days of the earlier of the date you received confirmation or five business days after it is mailed. In this case, the right to cancel only applies to the new transaction.

You have to tell us in writing that you want to cancel. The amount returned will be the lesser of the amount you invested, or the value of the fund if it has gone down. The amount returned only applies to the specific transaction and will include a refund of any sales charges or other fees you paid.

## Objective and Strategy

Unless otherwise noted, the investment objective of the underlying fund is the same or substantially similar as the segregated fund objective. Refer to the underlying fund Prospectus and/or the Investment Policy Statement (IPS) for the complete objective and strategy of the underlying fund.

**Objective:** The Fund seeks to earn the highest level of income consistent with the preservation of capital with some capital appreciation by investing primarily in bonds and debentures of various terms issued or guaranteed by Canadian federal, provincial or municipal governments or corporations.

**Strategy:** This Fund will invest in units of the underlying mutual fund or a substantially similar fund.

## Information specific to Elite and F-Class sales charge options

### Elite (available only to GIF Select InvestmentPlus 75/75 contracts opened on or before October 3, 2014)

This section shows the information specific to the Elite sales charge option of this fund. When investing a minimum of \$1 million dollars you may qualify for Elite pricing which offers a lower management expense ratio than other sales charge options in the same product.

#### What you pay

- For the Elite front-end sales charge option, you pay up to 3.0% of the amount you invest.
- For the Elite back-end and Elite low-load sales charge options, refer to the sales charge table on page 2 for details.
- These are separate fees in addition to the MER.

Guarantee option	Minimum investment (\$)	MER (%)	Management fee (%)	Net asset value per unit (\$)	Units outstanding
InvestmentPlus 75/75	1,000,000	1.52	1.24	12.0549	10
InvestmentPlus 75/100	1,000,000	1.85	1.65	10.0000	10
IncomePlus	1,000,000	1.62	1.24	11.6723	10
EstatePlus	1,000,000	1.52	1.24	12.0549	24,575

### F-Class

This section shows the information specific to the F-Class sales charge option of this fund. Funds in the F-Class sales charge option are available for investors who have fee-based or wrap accounts with their dealer.

#### What you pay

- Sales charges are generally negotiated between you and your dealer
- Collection of these fees will occur within the dealer account and not from the contract
- These are separate fees in addition to the MER

Guarantee option	Minimum investment (\$)	MER (%)	Management fee (%)	Net asset value per unit (\$)	Units outstanding
InvestmentPlus 75/75	1,000	1.27	0.95	12.2098	5,120
InvestmentPlus 75/100	1,000	1.76	1.57	10.0000	10
IncomePlus	25,000	1.29	0.95	11.8339	10
EstatePlus	10,000	1.27	0.95	12.2098	—

## For more information

This summary may not contain all the information you need. Please read the Information Folder and Contract or you may contact us at:

### Manulife

500 King Street North, Waterloo ON N2J4C6  
www.manulifeim.ca  
Canada, Outside of Quebec 1-888-790-4387  
Quebec & French Business 1-800-355-6776

The Manufacturers Life Insurance Company (Manulife) is the issuer of insurance contracts containing Manulife segregated funds and the guarantor of any guarantee provisions therein. Manulife, Manulife & Stylized M Design, and Stylized M Design are trademarks of The Manufacturers Life Insurance Company and are used by it, and by its affiliates under license.

**Fund Facts — GIF Select**
**Manulife Canadian Balanced GIF Select**
**Quick Facts**

**Date Fund Available:** October 2010      **Underlying Fund Manager:** Manulife Investment Management Limited      **Total Fund Value:** \$173,984,729  
**Date Fund Created:** October 2010      **Total Units Outstanding:** 8,185,505      **Portfolio Turnover Rate:** 4.15%

Guarantee option	Minimum investment (\$)	MER (%)	Management fee (%)	Net asset value per unit (\$)	Units outstanding
InvestmentPlus 75/75	1,000	2.56	1.79	21.5332	429,214
IncomePlus	25,000	2.62	1.87	18.5502	49,330
EstatePlus	10,000	2.65	1.87	21.3407	115,712

Contracts opened on or after October 28, 2013 will not have access to funds in the IncomePlus Series unless it is a sale resulting from a transfer from an existing contract that holds the IncomePlus Series. EstatePlus Series is only available to clients with GIF Select contracts opened on or before May 13, 2016. For information on Elite and F-Class sales charge options, refer to page 3.

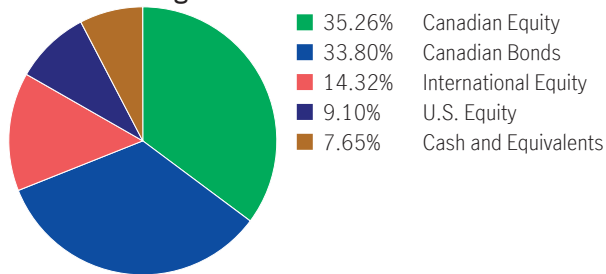
**What does the fund invest in?**

This segregated fund has a “fund-of-fund” structure and invests into the Manulife Canadian Balanced Fund. The underlying mutual fund trust holds primarily Canadian equities and Canadian fixed income investments.

**Top 10 investments (of the underlying fund)**

Province of Quebec, 3.6%, 9/1/2033	3.12%
Province of Ontario, 3.6%, 3/8/2028	3.00%
Gov. of Canada, 2/15/2024	2.27%
Alimentation Couche-Tard Inc.	2.04%
Royal Bank of Canada	1.90%
CGI Inc. Cl A Sub Vtg	1.78%
Canadian Natural Resources Ltd.	1.65%
Toronto-Dominion Bank Com New	1.64%
Gov. of Canada, 2.75%, 12/1/2055	1.40%
Province of Ontario, 4.65%, 6/2/2041	1.37%
<b>Total</b>	<b>20.17%</b>

Total investments: 261

**Investment Segmentation**

**Are there any guarantees?**

This fund is being offered under an insurance contract. It comes with guarantees that may protect your investment if the markets go down. The MER includes a separate insurance fee that is charged for the guarantees. For details, please refer to the Information Folder and Contract.

**Who is this fund for?**

This fund may be right for a person seeking a balance of growth and interest income and who is comfortable with the ups and downs of the equity and bond markets.

**How has the fund performed?**

This section tells you how the fund has performed over the past 10 years for a contractholder who has chosen InvestmentPlus 75/75. Returns are after the MER has been deducted.

It's important to note that this doesn't tell you how the fund will perform in the future.

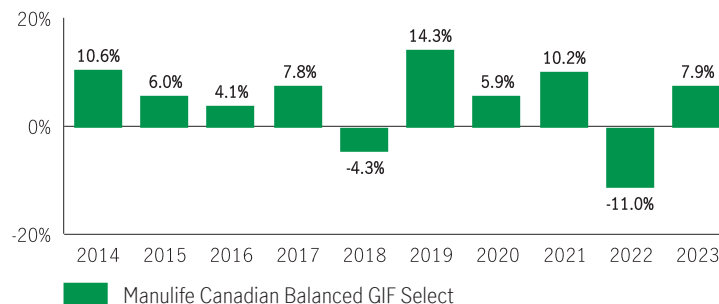
Also, your actual return will depend on the guarantee option and sales charge option you choose and on your personal tax situation.

**Average return**

A person who invested \$1,000 in the fund and chose InvestmentPlus 75/75 10 years ago has \$1,614.07 on December 31, 2023. This works out to an average of 4.90% per year.

**Year-by-year returns** Any values close to zero may not be visible.

This chart shows how the fund has performed in each of the past 10 years for a contractholder who chose the InvestmentPlus 75/75. In the last 10 years the fund was up in value 8 years and down in value 2 years.



For illustration purposes only. Actual segregated fund performance could be expected to vary and will depend on the guarantee option you choose.

**How risky is it?**

The value of your investments can go down. Please see the Information Folder for further details.





## How much does it cost?

The following tables show the fees and expenses you could pay to invest in or sell units of the fund, and will depend on the guarantee option and sales charge option you choose. The ongoing fees and expenses are different for each guarantee option.

### 1. Sales Charges

Sales charge option	What you pay	How it works																		
Front End Sales Charge	Up to 5.0% of the amount you invest	<ul style="list-style-type: none"> <li>You and your advisor decide on the rate</li> <li>The initial sales charge is deducted from the amount you invest. It is paid as a commission</li> </ul>																		
Deferred Sales Charge (DSC) *	<b>If you sell within:</b> <table border="1"> <thead> <tr> <th></th> <th>%</th> </tr> </thead> <tbody> <tr> <td>1 year of buying</td> <td>5.50</td> </tr> <tr> <td>2 years of buying</td> <td>5.00</td> </tr> <tr> <td>3 years of buying</td> <td>5.00</td> </tr> <tr> <td>4 years of buying</td> <td>4.00</td> </tr> <tr> <td>5 years of buying</td> <td>4.00</td> </tr> <tr> <td>6 years of buying</td> <td>3.00</td> </tr> <tr> <td>7 years of buying</td> <td>2.00</td> </tr> <tr> <td>After 7 years</td> <td>0.00</td> </tr> </tbody> </table>		%	1 year of buying	5.50	2 years of buying	5.00	3 years of buying	5.00	4 years of buying	4.00	5 years of buying	4.00	6 years of buying	3.00	7 years of buying	2.00	After 7 years	0.00	<ul style="list-style-type: none"> <li>The sales charge is deducted from the amount you sell</li> <li>You can sell up to 10% (20% for RRIF tax types) of your units each year without paying a sales charge</li> <li>You can switch to units of other funds within the same guarantee option and sales charge option without paying any sales charge. The sales charge schedule will be based on the date you invest in your first fund</li> <li>Any sales charge you pay goes to Manulife</li> </ul>
	%																			
1 year of buying	5.50																			
2 years of buying	5.00																			
3 years of buying	5.00																			
4 years of buying	4.00																			
5 years of buying	4.00																			
6 years of buying	3.00																			
7 years of buying	2.00																			
After 7 years	0.00																			
Low Load Sales Charge *	<b>If you sell within:</b> <table border="1"> <thead> <tr> <th></th> <th>%</th> </tr> </thead> <tbody> <tr> <td>1 year of buying</td> <td>2.50</td> </tr> <tr> <td>2 years of buying</td> <td>2.00</td> </tr> <tr> <td>3 years of buying</td> <td>1.50</td> </tr> <tr> <td>After 3 years</td> <td>0.00</td> </tr> </tbody> </table>		%	1 year of buying	2.50	2 years of buying	2.00	3 years of buying	1.50	After 3 years	0.00									
	%																			
1 year of buying	2.50																			
2 years of buying	2.00																			
3 years of buying	1.50																			
After 3 years	0.00																			

\* **Deferred** and **Low Load** sales charge options no longer allow new deposits, subsequent deposits, new or existing PACs or switches in from other sales charge options. Switches within the same sales charge option are permitted. Existing investments in these sales charge options will remain invested and the existing sales charge schedule will apply to any withdrawals.

### 2. Ongoing Fund Expenses

The management expense ratio (MER) includes the management fee and operating expenses of the fund and, if applicable, any underlying fund(s). The MER includes the insurance cost for the guarantee. You don't pay these expenses directly. Additional fees will apply to the IncomePlus and EstatePlus guarantee options and are paid out of the contract each year. The fund fee rate for this fund is a Level 3. MERs and guarantee fees affect you because they reduce the return you get on your investment. For details about how the guarantees work, see your Information Folder and Contract.

Guarantee option	MER (Annual rate as a % of the fund value)	Management fee (%)	Fund fee rate (%)
InvestmentPlus 75/75	2.56	1.79	—
IncomePlus	2.62	1.87	0.85
EstatePlus	2.65	1.87	0.45

#### Trailing commission

Manulife pays a trailing commission of up to 1.00% of the value of your investments each year for as long as you own the fund. It is for the services and advice your advisor provides to you. The trailing commission is paid out of the management fee. You don't pay these expenses directly. The rate depends on the sales charge option you choose.

### 3. Other Fees

Trading Fees apply to all guarantee options and sales charge options and are paid to Manulife.

Fee	What you pay
<b>Frequent Trading Fee</b>	2% of the value of units you trade for switches exceeding 5 per year.
<b>Early Withdrawal Fee</b>	2% of the value of units you sell or transfer within 90 days of buying them.
<b>Small Policy Fee</b>	\$100 annual fee is applied to IncomePlus with a GWB Benefit Base that is below the initial deposit minimum. It is also applied to EstatePlus with a Death Benefit Guarantee that is below the initial deposit minimum.

## What if I change my mind?

You can change your mind about your investment in a fund within two business days of the earlier of the date you received confirmation or five business days after it is mailed. You can also change your mind about subsequent transactions you make under the contract within two business days of the earlier of the date you received confirmation or five business days after it is mailed. In this case, the right to cancel only applies to the new transaction.

You have to tell us in writing that you want to cancel. The amount returned will be the lesser of the amount you invested, or the value of the fund if it has gone down. The amount returned only applies to the specific transaction and will include a refund of any sales charges or other fees you paid.

## Objective and Strategy

Unless otherwise noted, the investment objective of the underlying fund is the same or substantially similar as the segregated fund objective. Refer to the underlying fund Prospectus and/or the Investment Policy Statement (IPS) for the complete objective and strategy of the underlying fund.

**Objective:** The Fund seeks to achieve long-term growth and preservation of capital. The Fund will invest up to all of its assets in a diversified mix of other mutual funds, and may also invest in common shares, preferred shares, treasury bills, short-term notes, debentures, and bonds.

**Strategy:** This Fund will invest in units of the underlying mutual fund or a substantially similar fund.

## Information specific to Elite and F-Class sales charge options

### Elite (available only to GIF Select InvestmentPlus 75/75 contracts opened on or before October 3, 2014)

This section shows the information specific to the Elite sales charge option of this fund. When investing a minimum of \$1 million dollars you may qualify for Elite pricing which offers a lower management expense ratio than other sales charge options in the same product.

#### What you pay

- For the Elite front-end sales charge option, you pay up to 3.0% of the amount you invest.
- For the Elite back-end and Elite low-load sales charge options, refer to the sales charge table on page 2 for details.
- These are separate fees in addition to the MER.

Guarantee option	Minimum investment (\$)	MER (%)	Management fee (%)	Net asset value per unit (\$)	Units outstanding
InvestmentPlus 75/75	1,000,000	1.79	1.07	23.9206	22,291
IncomePlus	1,000,000	1.89	1.15	20.3927	10
EstatePlus	1,000,000	1.89	1.15	23.6761	8

### F-Class

This section shows the information specific to the F-Class sales charge option of this fund. Funds in the F-Class sales charge option are available for investors who have fee-based or wrap accounts with their dealer.

#### What you pay

- Sales charges are generally negotiated between you and your dealer
- Collection of these fees will occur within the dealer account and not from the contract
- These are separate fees in addition to the MER

Guarantee option	Minimum investment (\$)	MER (%)	Management fee (%)	Net asset value per unit (\$)	Units outstanding
InvestmentPlus 75/75	1,000	1.46	1.03	25.1890	10
IncomePlus	25,000	1.46	1.03	21.3034	10
EstatePlus	10,000	1.46	1.03	24.9160	8

## For more information

This summary may not contain all the information you need. Please read the Information Folder and Contract or you may contact us at:

### Manulife

500 King Street North, Waterloo ON N2J4C6  
www.manulifeim.ca  
Canada, Outside of Quebec 1-888-790-4387  
Quebec & French Business 1-800-355-6776

The Manufacturers Life Insurance Company (Manulife) is the issuer of insurance contracts containing Manulife segregated funds and the guarantor of any guarantee provisions therein. Manulife, Manulife & Stylized M Design, and Stylized M Design are trademarks of The Manufacturers Life Insurance Company and are used by it, and by its affiliates under license.

**Fund Facts — GIF Select**
**Manulife CI Canadian Income & Growth GIF Select**
**Quick Facts**
**Date Fund Available:** October 2009

**Underlying Fund Manager:** CI Investments Inc.

**Total Fund Value:** \$385,001,610

**Date Fund Created:** October 2006

**Total Units Outstanding:** 18,159,858

**Portfolio Turnover Rate:** 8.37%

Guarantee option	Minimum investment (\$)	MER (%)	Management fee (%)	Net asset value per unit (\$)	Units outstanding
InvestmentPlus 75/75	1,000	2.82	2.25	21.5082	2,225,193
InvestmentPlus 75/100	1,000	3.18	2.86	10.0000	10
EstatePlus	10,000	2.82	2.25	21.5082	273,333

Contracts opened on or after October 28, 2013 will not have access to funds in the IncomePlus Series unless it is a sale resulting from a transfer from an existing contract that holds the IncomePlus Series. EstatePlus Series is only available to clients with GIF Select contracts opened on or before May 13, 2016. For information on Elite and F-Class sales charge options, refer to page 3.

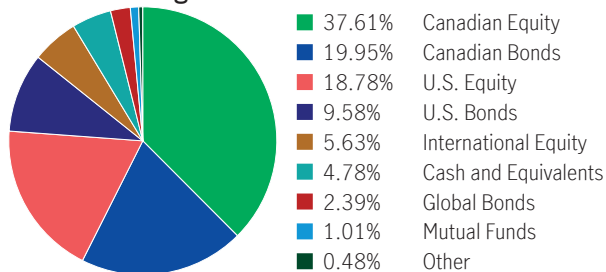
**What does the fund invest in?**

This segregated fund has a “fund-of-fund” structure and invests into the CI Canadian Income & Growth Fund. The underlying mutual fund trust holds primarily Canadian equities and Canadian fixed income investments.

**Top 10 investments (of the underlying fund)**

Manulife Financial Corporation	2.79%
Fairfax Financial Holdings Ltd. Sub Vtg	2.18%
Canadian Natural Resources Ltd.	2.17%
Bank of Montreal	2.02%
Microsoft Corp.	1.72%
Wheaton Precious Metals Corp.	1.63%
Advanced Micro Devices Inc.	1.61%
Enbridge Inc.	1.61%
BANK OF NOVA SCOTIA/THE	1.49%
Cenovus Energy Inc.	1.39%
<b>Total</b>	<b>18.62%</b>

Total investments: 686

**Investment Segmentation**

**Are there any guarantees?**

This fund is being offered under an insurance contract. It comes with guarantees that may protect your investment if the markets go down. The MER includes a separate insurance fee that is charged for the guarantees. For details, please refer to the Information Folder and Contract.

**Who is this fund for?**

This fund may be right for a person seeking a balance of growth and interest income and who is comfortable with the ups and downs of the equity and bond markets.

**How has the fund performed?**

This section tells you how the fund has performed over the past 10 years for a contractholder who has chosen InvestmentPlus 75/75. Returns are after the MER has been deducted.

It's important to note that this doesn't tell you how the fund will perform in the future.

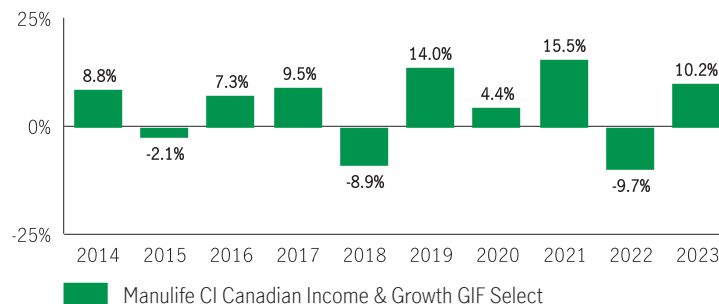
Also, your actual return will depend on the guarantee option and sales charge option you choose and on your personal tax situation.

**Average return**

A person who invested \$1,000 in the fund and chose InvestmentPlus 75/75 10 years ago has \$1,560.34 on December 31, 2023. This works out to an average of 4.55% per year.

**Year-by-year returns** Any values close to zero may not be visible.

This chart shows how the fund has performed in each of the past 10 years for a contractholder who chose the InvestmentPlus 75/75. In the last 10 years the fund was up in value 7 years and down in value 3 years.



For illustration purposes only. Actual segregated fund performance could be expected to vary and will depend on the guarantee option you choose.

**How risky is it?**

The value of your investments can go down. Please see the Information Folder for further details.



## How much does it cost?

The following tables show the fees and expenses you could pay to invest in or sell units of the fund, and will depend on the guarantee option and sales charge option you choose. The ongoing fees and expenses are different for each guarantee option.

### 1. Sales Charges

Sales charge option	What you pay	How it works
Front End Sales Charge	Up to 5.0% of the amount you invest	<ul style="list-style-type: none"> <li>You and your advisor decide on the rate</li> <li>The initial sales charge is deducted from the amount you invest. It is paid as a commission</li> </ul>
Deferred Sales Charge (DSC) *	<b>If you sell within:</b> 1 year of buying 5.50 2 years of buying 5.00 3 years of buying 5.00 4 years of buying 4.00 5 years of buying 4.00 6 years of buying 3.00 7 years of buying 2.00 After 7 years 0.00	<ul style="list-style-type: none"> <li>The sales charge is deducted from the amount you sell</li> <li>You can sell up to 10% (20% for RRIF tax types) of your units each year without paying a sales charge</li> <li>You can switch to units of other funds within the same guarantee option and sales charge option without paying any sales charge. The sales charge schedule will be based on the date you invest in your first fund</li> <li>Any sales charge you pay goes to Manulife</li> </ul>
Low Load Sales Charge *	<b>If you sell within:</b> 1 year of buying 2.50 2 years of buying 2.00 3 years of buying 1.50 After 3 years 0.00	
No Load Sales Charge	There are no charges to you.	Your servicing advisor may have to return a portion of the commission to Manulife if you sell units within the first 2 or 4 years from deposit, depending on the applicable chargeback schedule.

\* **Deferred** and **Low Load** sales charge options no longer allow new deposits, subsequent deposits, new or existing PACs or switches in from other sales charge options. Switches within the same sales charge option are permitted. Existing investments in these sales charge options will remain invested and the existing sales charge schedule will apply to any withdrawals.

### 2. Ongoing Fund Expenses

The management expense ratio (MER) includes the management fee and operating expenses of the fund and, if applicable, any underlying fund(s). The MER includes the insurance cost for the guarantee. You don't pay these expenses directly. MERs and guarantee fees affect you because they reduce the return you get on your investment. For details about how the guarantees work, see your Information Folder and Contract.

Guarantee option	MER (Annual rate as a % of the fund value)	Management fee (%)	Fund fee rate (%)
InvestmentPlus 75/75	2.82	2.25	—
InvestmentPlus 75/100	3.18	2.86	—
EstatePlus	2.82	2.25	0.65

#### Trailing commission

Manulife pays a trailing commission of up to 1.00% of the value of your investments each year for as long as you own the fund. It is for the services and advice your advisor provides to you. The trailing commission is paid out of the management fee. You don't pay these expenses directly. The rate depends on the sales charge option you choose.

### 3. Other Fees

Trading Fees apply to all guarantee options and sales charge options and are paid to Manulife.

Fee	What you pay
Frequent Trading Fee	2% of the value of units you trade for switches exceeding 5 per year.
Early Withdrawal Fee	2% of the value of units you sell or transfer within 90 days of buying them.
Small Policy Fee	\$100 annual fee is applied to EstatePlus with a Death Benefit Guarantee that is below the initial deposit minimum.

## What if I change my mind?

You can change your mind about your investment in a fund within two business days of the earlier of the date you received confirmation or five business days after it is mailed. You can also change your mind about subsequent transactions you make under the contract within two business days of the earlier of the date you received confirmation or five business days after it is mailed. In this case, the right to cancel only applies to the new transaction.

You have to tell us in writing that you want to cancel. The amount returned will be the lesser of the amount you invested, or the value of the fund if it has gone down. The amount returned only applies to the specific transaction and will include a refund of any sales charges or other fees you paid.

## Objective and Strategy

Unless otherwise noted, the investment objective of the underlying fund is the same or substantially similar as the segregated fund objective. Refer to the underlying fund Prospectus and/or the Investment Policy Statement (IPS) for the complete objective and strategy of the underlying fund.

**Objective:** The fund seeks to provide a steady flow of current income while preserving capital by investing in a diversified portfolio of securities composed mainly of equity, equity-related and fixed income securities of Canadian issuers. The fund may also invest in foreign securities.

**Strategy:** This Fund will invest in units of the underlying mutual fund or a substantially similar fund.

## Information specific to Elite and F-Class sales charge options

### Elite (available only to GIF Select InvestmentPlus 75/75 contracts opened on or before October 3, 2014)

This section shows the information specific to the Elite sales charge option of this fund. When investing a minimum of \$1 million dollars you may qualify for Elite pricing which offers a lower management expense ratio than other sales charge options in the same product.

#### What you pay

- For the Elite front-end sales charge option, you pay up to 3.0% of the amount you invest.
- For the Elite back-end and Elite low-load sales charge options, refer to the sales charge table on page 2 for details.
- These are separate fees in addition to the MER.

Guarantee option	Minimum investment (\$)	MER (%)	Management fee (%)	Net asset value per unit (\$)	Units outstanding
InvestmentPlus 75/75	1,000,000	2.11	1.74	23.7761	49,835
InvestmentPlus 75/100	1,000,000	2.57	2.31	10.0000	10
EstatePlus	1,000,000	2.11	1.74	23.7761	8,233

### F-Class

This section shows the information specific to the F-Class sales charge option of this fund. Funds in the F-Class sales charge option are available for investors who have fee-based or wrap accounts with their dealer.

#### What you pay

- Sales charges are generally negotiated between you and your dealer
- Collection of these fees will occur within the dealer account and not from the contract
- These are separate fees in addition to the MER

Guarantee option	Minimum investment (\$)	MER (%)	Management fee (%)	Net asset value per unit (\$)	Units outstanding
InvestmentPlus 75/75	1,000	1.72	1.49	22.3233	24,782
InvestmentPlus 75/100	1,000	2.08	1.86	10.0000	10
EstatePlus	10,000	1.72	1.49	22.3233	8,877

## For more information

This summary may not contain all the information you need. Please read the Information Folder and Contract or you may contact us at:

### Manulife

500 King Street North, Waterloo ON N2J4C6

www.manulifeim.ca

Canada, Outside of Quebec 1-888-790-4387

Quebec & French Business 1-800-355-6776

The Manufacturers Life Insurance Company (Manulife) is the issuer of insurance contracts containing Manulife segregated funds and the guarantor of any guarantee provisions therein. Manulife, Manulife & Stylized M Design, and Stylized M Design are trademarks of The Manufacturers Life Insurance Company and are used by it, and by its affiliates under license.

## Fund Facts — GIF Select

**Manulife CIBC Monthly Income GIF Select**
**Quick Facts**
**Date Fund Available:** October 2009

**Underlying Fund Manager:** CIBC Global Asset Management Inc.

**Total Fund Value:** \$42,499,414

**Date Fund Created:** June 2008

**Total Units Outstanding:** 2,764,506

**Portfolio Turnover Rate:** 6.93%

Guarantee option	Minimum investment (\$)	MER (%)	Management fee (%)	Net asset value per unit (\$)	Units outstanding
InvestmentPlus 75/75	1,000	2.85	1.89	16.1995	473,168
InvestmentPlus 75/100	1,000	3.16	2.84	10.0000	10
IncomePlus	25,000	2.83	1.89	14.0340	32,925
EstatePlus	10,000	2.85	1.89	16.1995	72,268

Contracts opened on or after October 28, 2013 will not have access to funds in the IncomePlus Series unless it is a sale resulting from a transfer from an existing contract that holds the IncomePlus Series. EstatePlus Series is only available to clients with GIF Select contracts opened on or before May 13, 2016. For information on Elite and F-Class sales charge options, refer to page 3.

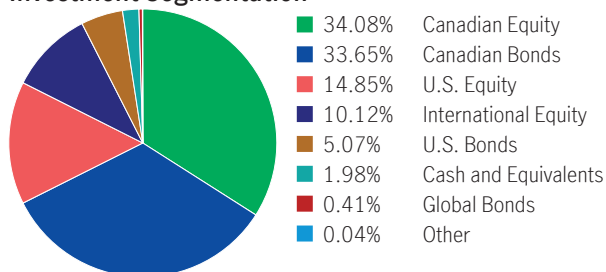
**What does the fund invest in?**

This segregated fund has a “fund-of-fund” structure and invests into the CIBC Monthly Income Fund. The underlying mutual fund trust holds primarily Canadian equities and Canadian fixed income investments.

**Top 10 investments (of the underlying fund)**

Royal Bank of Canada	3.01%
Toronto-Dominion Bank Com New	2.59%
Enbridge Inc.	1.86%
Bank of Montreal	1.74%
Canadian National Railwaypany	1.69%
Canadian Natural Resources Ltd.	1.50%
Province of Ontario, 3.6%, 3/8/2028	1.48%
Canadian Pacific Kansas City Limited	1.46%
Brookfield Corporation Vtg Shs Cl A	1.36%
Canadian Imperial Bank ofmerce	1.28%
<b>Total</b>	<b>17.97%</b>

Total investments: 683

**Investment Segmentation**

**Are there any guarantees?**

This fund is being offered under an insurance contract. It comes with guarantees that may protect your investment if the markets go down. The MER includes a separate insurance fee that is charged for the guarantees. For details, please refer to the Information Folder and Contract.

**Who is this fund for?**

This fund may be right for a person seeking a balance of growth and interest income and who is comfortable with the ups and downs of the equity and bond markets.

**How has the fund performed?**

This section tells you how the fund has performed over the past 10 years for a contractholder who has chosen InvestmentPlus 75/75. Returns are after the MER has been deducted.

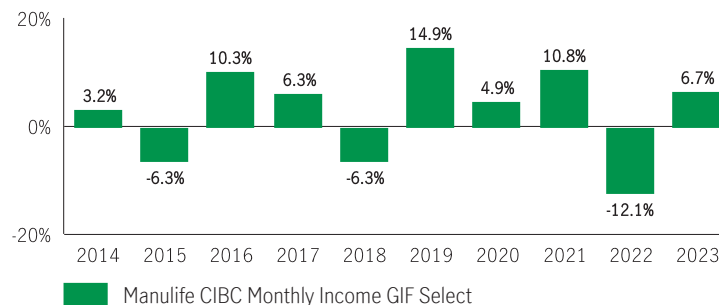
It's important to note that this doesn't tell you how the fund will perform in the future. Also, your actual return will depend on the guarantee option and sales charge option you choose and on your personal tax situation.

**Average return**

A person who invested \$1,000 in the fund and chose InvestmentPlus 75/75 10 years ago has \$1,328.67 on December 31, 2023. This works out to an average of 2.88% per year.

**Year-by-year returns** Any values close to zero may not be visible.

This chart shows how the fund has performed in each of the past 10 years for a contractholder who chose the InvestmentPlus 75/75. In the last 10 years the fund was up in value 7 years and down in value 3 years.



For illustration purposes only. Actual segregated fund performance could be expected to vary and will depend on the guarantee option you choose.

**How risky is it?**

The value of your investments can go down. Please see the Information Folder for further details.



## How much does it cost?

The following tables show the fees and expenses you could pay to invest in or sell units of the fund, and will depend on the guarantee option and sales charge option you choose. The ongoing fees and expenses are different for each guarantee option.

### 1. Sales Charges

Sales charge option	What you pay	How it works																		
Front End Sales Charge	Up to 5.0% of the amount you invest	<ul style="list-style-type: none"> <li>You and your advisor decide on the rate</li> <li>The initial sales charge is deducted from the amount you invest. It is paid as a commission</li> </ul>																		
Deferred Sales Charge (DSC) *	<b>If you sell within:</b> <table border="1"> <thead> <tr> <th></th> <th>%</th> </tr> </thead> <tbody> <tr> <td>1 year of buying</td> <td>5.50</td> </tr> <tr> <td>2 years of buying</td> <td>5.00</td> </tr> <tr> <td>3 years of buying</td> <td>5.00</td> </tr> <tr> <td>4 years of buying</td> <td>4.00</td> </tr> <tr> <td>5 years of buying</td> <td>4.00</td> </tr> <tr> <td>6 years of buying</td> <td>3.00</td> </tr> <tr> <td>7 years of buying</td> <td>2.00</td> </tr> <tr> <td>After 7 years</td> <td>0.00</td> </tr> </tbody> </table>		%	1 year of buying	5.50	2 years of buying	5.00	3 years of buying	5.00	4 years of buying	4.00	5 years of buying	4.00	6 years of buying	3.00	7 years of buying	2.00	After 7 years	0.00	<ul style="list-style-type: none"> <li>The sales charge is deducted from the amount you sell</li> <li>You can sell up to 10% (20% for RRIF tax types) of your units each year without paying a sales charge</li> <li>You can switch to units of other funds within the same guarantee option and sales charge option without paying any sales charge. The sales charge schedule will be based on the date you invest in your first fund</li> <li>Any sales charge you pay goes to Manulife</li> </ul>
	%																			
1 year of buying	5.50																			
2 years of buying	5.00																			
3 years of buying	5.00																			
4 years of buying	4.00																			
5 years of buying	4.00																			
6 years of buying	3.00																			
7 years of buying	2.00																			
After 7 years	0.00																			
Low Load Sales Charge *	<b>If you sell within:</b> <table border="1"> <thead> <tr> <th></th> <th>%</th> </tr> </thead> <tbody> <tr> <td>1 year of buying</td> <td>2.50</td> </tr> <tr> <td>2 years of buying</td> <td>2.00</td> </tr> <tr> <td>3 years of buying</td> <td>1.50</td> </tr> <tr> <td>After 3 years</td> <td>0.00</td> </tr> </tbody> </table>		%	1 year of buying	2.50	2 years of buying	2.00	3 years of buying	1.50	After 3 years	0.00									
	%																			
1 year of buying	2.50																			
2 years of buying	2.00																			
3 years of buying	1.50																			
After 3 years	0.00																			
No Load Sales Charge	There are no charges to you.	Your servicing advisor may have to return a portion of the commission to Manulife if you sell units within the first 2 or 4 years from deposit, depending on the applicable chargeback schedule.																		

\* **Deferred** and **Low Load** sales charge options no longer allow new deposits, subsequent deposits, new or existing PACs or switches in from other sales charge options. Switches within the same sales charge option are permitted. Existing investments in these sales charge options will remain invested and the existing sales charge schedule will apply to any withdrawals.

### 2. Ongoing Fund Expenses

The management expense ratio (MER) includes the management fee and operating expenses of the fund and, if applicable, any underlying fund(s). The MER includes the insurance cost for the guarantee. You don't pay these expenses directly. Additional fees will apply to the IncomePlus and EstatePlus guarantee options and are paid out of the contract each year. The fund fee rate for this fund is a Level 4. MERs and guarantee fees affect you because they reduce the return you get on your investment. For details about how the guarantees work, see your Information Folder and Contract.

Guarantee option	MER (Annual rate as a % of the fund value)	Management fee (%)	Fund fee rate (%)
InvestmentPlus 75/75	2.85	1.89	—
InvestmentPlus 75/100	3.16	2.84	—
IncomePlus	2.83	1.89	1.15
EstatePlus	2.85	1.89	0.55

#### Trailing commission

Manulife pays a trailing commission of up to 1.00% of the value of your investments each year for as long as you own the fund. It is for the services and advice your advisor provides to you. The trailing commission is paid out of the management fee. You don't pay these expenses directly. The rate depends on the sales charge option you choose.

### 3. Other Fees

Trading Fees apply to all guarantee options and sales charge options and are paid to Manulife.

Fee	What you pay
<b>Frequent Trading Fee</b>	2% of the value of units you trade for switches exceeding 5 per year.
<b>Early Withdrawal Fee</b>	2% of the value of units you sell or transfer within 90 days of buying them.
<b>Small Policy Fee</b>	\$100 annual fee is applied to IncomePlus with a GWB Benefit Base that is below the initial deposit minimum. It is also applied to EstatePlus with a Death Benefit Guarantee that is below the initial deposit minimum.

### What if I change my mind?

You can change your mind about your investment in a fund within two business days of the earlier of the date you received confirmation or five business days after it is mailed. You can also change your mind about subsequent transactions you make under the contract within two business days of the earlier of the date you received confirmation or five business days after it is mailed. In this case, the right to cancel only applies to the new transaction.

You have to tell us in writing that you want to cancel. The amount returned will be the lesser of the amount you invested, or the value of the fund if it has gone down. The amount returned only applies to the specific transaction and will include a refund of any sales charges or other fees you paid.

## Objective and Strategy

Unless otherwise noted, the investment objective of the underlying fund is the same or substantially similar as the segregated fund objective. Refer to the underlying fund Prospectus and/or the Investment Policy Statement (IPS) for the complete objective and strategy of the underlying fund.

**Objective:** The fund seeks to provide a reasonably consistent level of monthly income while attempting to preserve capital by investing primarily in a diversified portfolio of debt and equity instruments.

**Strategy:** This Fund will invest in units of the underlying mutual fund or a substantially similar fund.

## Information specific to Elite and F-Class sales charge options

### Elite (available only to GIF Select InvestmentPlus 75/75 contracts opened on or before October 3, 2014)

This section shows the information specific to the Elite sales charge option of this fund. When investing a minimum of \$1 million dollars you may qualify for Elite pricing which offers a lower management expense ratio than other sales charge options in the same product.

#### What you pay

- For the Elite front-end sales charge option, you pay up to 3.0% of the amount you invest.
- For the Elite back-end and Elite low-load sales charge options, refer to the sales charge table on page 2 for details.
- These are separate fees in addition to the MER.

Guarantee option	Minimum investment (\$)	MER (%)	Management fee (%)	Net asset value per unit (\$)	Units outstanding
InvestmentPlus 75/75	1,000,000	2.11	1.27	17.9361	5,401
InvestmentPlus 75/100	1,000,000	2.55	2.29	10.0000	10
IncomePlus	1,000,000	2.21	1.27	15.1764	10
EstatePlus	1,000,000	2.11	1.27	17.9361	2,214

## F-Class

This section shows the information specific to the F-Class sales charge option of this fund. Funds in the F-Class sales charge option are available for investors who have fee-based or wrap accounts with their dealer.

#### What you pay

- Sales charges are generally negotiated between you and your dealer
- Collection of these fees will occur within the dealer account and not from the contract
- These are separate fees in addition to the MER

Guarantee option	Minimum investment (\$)	MER (%)	Management fee (%)	Net asset value per unit (\$)	Units outstanding
InvestmentPlus 75/75	1,000	1.83	1.12	71.1900	10
InvestmentPlus 75/100	1,000	2.06	1.84	10.0000	10
IncomePlus	25,000	1.83	1.12	16.5554	10
EstatePlus	10,000	1.83	1.12	71.1900	—

## For more information

This summary may not contain all the information you need. Please read the Information Folder and Contract or you may contact us at:

### Manulife

500 King Street North, Waterloo ON N2J4C6  
www.manulifeim.ca  
Canada, Outside of Quebec 1-888-790-4387  
Quebec & French Business 1-800-355-6776

The Manufacturers Life Insurance Company (Manulife) is the issuer of insurance contracts containing Manulife segregated funds and the guarantor of any guarantee provisions therein. Manulife, Manulife & Stylized M Design, and Stylized M Design are trademarks of The Manufacturers Life Insurance Company and are used by it, and by its affiliates under license.



## Fund Facts — GIF Select

**Manulife Diversified Investment GIF Select**
**Quick Facts**

**Date Fund Available:** October 2009      **Underlying Fund Manager:** Manulife Investment Management Limited      **Total Fund Value:** \$563,855,067  
**Date Fund Created:** July 2008      **Total Units Outstanding:** 24,552,024      **Portfolio Turnover Rate:** 4.39%

Guarantee option	Minimum investment (\$)	MER (%)	Management fee (%)	Net asset value per unit (\$)	Units outstanding
InvestmentPlus 75/75	1,000	2.63	1.83	23.2925	1,021,773
IncomePlus	25,000	2.71	1.90	18.9086	149,863
EstatePlus	10,000	2.73	1.90	23.0770	266,793

Contracts opened on or after October 28, 2013 will not have access to funds in the IncomePlus Series unless it is a sale resulting from a transfer from an existing contract that holds the IncomePlus Series. EstatePlus Series is only available to clients with GIF Select contracts opened on or before May 13, 2016. For information on Elite and F-Class sales charge options, refer to page 3.

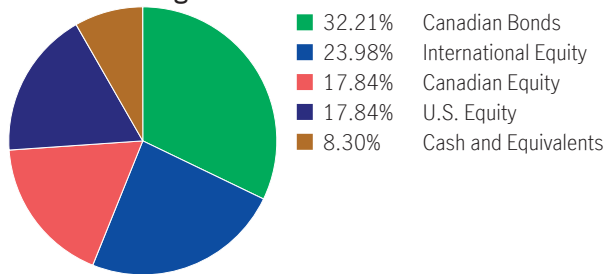
**What does the fund invest in?**

This segregated fund has a “fund-of-fund” structure and invests into the Manulife Diversified Investment Fund. The underlying mutual fund trust holds primarily foreign equities and Canadian fixed income investments.

**Top 10 investments (of the underlying fund)**

Province of Ontario, 3.6%, 3/8/2028	2.86%
Province of Quebec, 3.6%, 9/1/2033	2.74%
Gov. of Canada, 1/4/2024	2.17%
Gov. of Canada, 2.75%, 12/1/2055	1.83%
Province of Ontario, 4.65%, 6/2/2041	1.32%
CANADIAN TREASURY BILL 14MAR24 TBILL	1.16%
Gov. of Canada, 2/29/2024	1.09%
Canadian Pacific Railway Limited, 2.54%, 2/28/2028	1.03%
Thomson Reuters Corp., 0.02%, 5/14/2025	1.01%
Gov. of Canada, 2/15/2024	0.94%
<b>Total</b>	<b>16.15%</b>

Total investments: 348

**Investment Segmentation**

**Are there any guarantees?**

This fund is being offered under an insurance contract. It comes with guarantees that may protect your investment if the markets go down. The MER includes a separate insurance fee that is charged for the guarantees. For details, please refer to the Information Folder and Contract.

**Who is this fund for?**

This fund may be right for a person seeking a balance of growth and interest income and who is comfortable with the ups and downs of the equity and bond markets.

**How has the fund performed?**

This section tells you how the fund has performed over the past 10 years for a contractholder who has chosen InvestmentPlus 75/75. Returns are after the MER has been deducted.

It's important to note that this doesn't tell you how the fund will perform in the future.

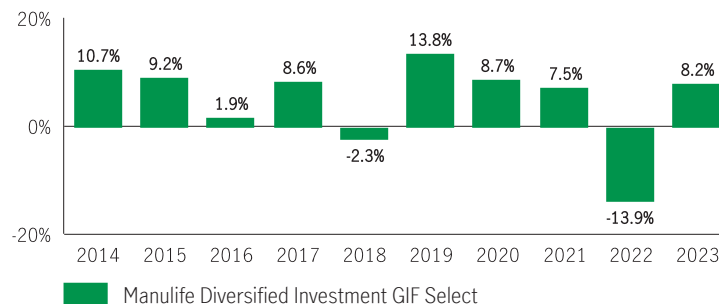
Also, your actual return will depend on the guarantee option and sales charge option you choose and on your personal tax situation.

**Average return**

A person who invested \$1,000 in the fund and chose InvestmentPlus 75/75 10 years ago has \$1,619.01 on December 31, 2023. This works out to an average of 4.94% per year.

**Year-by-year returns** Any values close to zero may not be visible.

This chart shows how the fund has performed in each of the past 10 years for a contractholder who chose the InvestmentPlus 75/75. In the last 10 years the fund was up in value 8 years and down in value 2 years.



For illustration purposes only. Actual segregated fund performance could be expected to vary and will depend on the guarantee option you choose.

**How risky is it?**

The value of your investments can go down. Please see the Information Folder for further details.



## How much does it cost?

The following tables show the fees and expenses you could pay to invest in or sell units of the fund, and will depend on the guarantee option and sales charge option you choose. The ongoing fees and expenses are different for each guarantee option.

### 1. Sales Charges

Sales charge option	What you pay	How it works
Front End Sales Charge	Up to 5.0% of the amount you invest	<ul style="list-style-type: none"> <li>You and your advisor decide on the rate</li> <li>The initial sales charge is deducted from the amount you invest. It is paid as a commission</li> </ul>
Deferred Sales Charge (DSC) *	<b>If you sell within:</b> 1 year of buying 5.50 2 years of buying 5.00 3 years of buying 5.00 4 years of buying 4.00 5 years of buying 4.00 6 years of buying 3.00 7 years of buying 2.00 After 7 years 0.00	<ul style="list-style-type: none"> <li>The sales charge is deducted from the amount you sell</li> <li>You can sell up to 10% (20% for RRIF tax types) of your units each year without paying a sales charge</li> <li>You can switch to units of other funds within the same guarantee option and sales charge option without paying any sales charge. The sales charge schedule will be based on the date you invest in your first fund</li> <li>Any sales charge you pay goes to Manulife</li> </ul>
Low Load Sales Charge *	<b>If you sell within:</b> 1 year of buying 2.50 2 years of buying 2.00 3 years of buying 1.50 After 3 years 0.00	

\* **Deferred** and **Low Load** sales charge options no longer allow new deposits, subsequent deposits, new or existing PACs or switches in from other sales charge options. Switches within the same sales charge option are permitted. Existing investments in these sales charge options will remain invested and the existing sales charge schedule will apply to any withdrawals.

### 2. Ongoing Fund Expenses

The management expense ratio (MER) includes the management fee and operating expenses of the fund and, if applicable, any underlying fund(s). The MER includes the insurance cost for the guarantee. You don't pay these expenses directly. Additional fees will apply to the IncomePlus and EstatePlus guarantee options and are paid out of the contract each year. The fund fee rate for this fund is a Level 4. MERs and guarantee fees affect you because they reduce the return you get on your investment. For details about how the guarantees work, see your Information Folder and Contract.

Guarantee option	MER (Annual rate as a % of the fund value)	Management fee (%)	Fund fee rate (%)
InvestmentPlus 75/75	2.63	1.83	—
IncomePlus	2.71	1.90	1.15
EstatePlus	2.73	1.90	0.55

#### Trailing commission

Manulife pays a trailing commission of up to 1.00% of the value of your investments each year for as long as you own the fund. It is for the services and advice your advisor provides to you. The trailing commission is paid out of the management fee. You don't pay these expenses directly. The rate depends on the sales charge option you choose.

### 3. Other Fees

Trading Fees apply to all guarantee options and sales charge options and are paid to Manulife.

Fee	What you pay
<b>Frequent Trading Fee</b>	2% of the value of units you trade for switches exceeding 5 per year.
<b>Early Withdrawal Fee</b>	2% of the value of units you sell or transfer within 90 days of buying them.
<b>Small Policy Fee</b>	\$100 annual fee is applied to IncomePlus with a GWB Benefit Base that is below the initial deposit minimum. It is also applied to EstatePlus with a Death Benefit Guarantee that is below the initial deposit minimum.

## What if I change my mind?

You can change your mind about your investment in a fund within two business days of the earlier of the date you received confirmation or five business days after it is mailed. You can also change your mind about subsequent transactions you make under the contract within two business days of the earlier of the date you received confirmation or five business days after it is mailed. In this case, the right to cancel only applies to the new transaction.

You have to tell us in writing that you want to cancel. The amount returned will be the lesser of the amount you invested, or the value of the fund if it has gone down. The amount returned only applies to the specific transaction and will include a refund of any sales charges or other fees you paid.

## Objective and Strategy

Unless otherwise noted, the investment objective of the underlying fund is the same or substantially similar as the segregated fund objective. Refer to the underlying fund Prospectus and/or the Investment Policy Statement (IPS) for the complete objective and strategy of the underlying fund.

**Objective:** This Balanced Fund aims to achieve long-term growth. The Fund invests for high long-term, after-tax rates of return. The portfolio sub-advisor intends to achieve this objective by investing in a diversified mix of common shares, preferred shares, treasury bills, short-term notes, debentures and bonds. The Fund may also invest up to all of its assets in other Manulife funds.

**Strategy:** This Fund will invest in units of the underlying mutual fund or a substantially similar fund.

## Information specific to Elite and F-Class sales charge options

### Elite (available only to GIF Select InvestmentPlus 75/75 contracts opened on or before October 3, 2014)

This section shows the information specific to the Elite sales charge option of this fund. When investing a minimum of \$1 million dollars you may qualify for Elite pricing which offers a lower management expense ratio than other sales charge options in the same product.

#### What you pay

- For the Elite front-end sales charge option, you pay up to 3.0% of the amount you invest.
- For the Elite back-end and Elite low-load sales charge options, refer to the sales charge table on page 2 for details.
- These are separate fees in addition to the MER.

Guarantee option	Minimum investment (\$)	MER (%)	Management fee (%)	Net asset value per unit (\$)	Units outstanding
InvestmentPlus 75/75	1,000,000	1.79	1.13	26.1559	91,017
IncomePlus	1,000,000	1.99	1.19	20.7844	10
EstatePlus	1,000,000	1.99	1.19	25.8428	25,974

### F-Class

This section shows the information specific to the F-Class sales charge option of this fund. Funds in the F-Class sales charge option are available for investors who have fee-based or wrap accounts with their dealer.

#### What you pay

- Sales charges are generally negotiated between you and your dealer
- Collection of these fees will occur within the dealer account and not from the contract
- These are separate fees in addition to the MER

Guarantee option	Minimum investment (\$)	MER (%)	Management fee (%)	Net asset value per unit (\$)	Units outstanding
InvestmentPlus 75/75	1,000	1.57	1.06	24.6265	10
IncomePlus	25,000	1.57	1.06	21.6800	10
EstatePlus	10,000	1.57	1.06	24.6694	8

## For more information

This summary may not contain all the information you need. Please read the Information Folder and Contract or you may contact us at:

### Manulife

500 King Street North, Waterloo ON N2J4C6  
www.manulifeim.ca

Canada, Outside of Quebec 1-888-790-4387  
Quebec & French Business 1-800-355-6776

The Manufacturers Life Insurance Company (Manulife) is the issuer of insurance contracts containing Manulife segregated funds and the guarantor of any guarantee provisions therein. Manulife, Manulife & Stylized M Design, and Stylized M Design are trademarks of The Manufacturers Life Insurance Company and are used by it, and by its affiliates under license.

## Fund Facts — GIF Select

**Manulife Dollar-Cost Averaging Program GIF Select**
**Quick Facts**

Date Fund Available: May 2019

Fund Manager: Manulife

Total Fund Value: \$110,725,441

Date Fund Created: May 2019

Total Units Outstanding: 10,576,949

Portfolio Turnover Rate: --

Guarantee option	Minimum investment (\$)	MER (%)	Management fee (%)	Net asset value per unit (\$)	Units outstanding
InvestmentPlus 75/75	1,000	0.00	0.00	10.4687	4,001,673
InvestmentPlus 75/100	1,000	0.00	0.00	10.0000	10
IncomePlus	25,000	0.00	0.00	10.4771	595
EstatePlus	10,000	0.00	0.00	10.4687	2,524

Contracts opened on or after October 28, 2013 will not have access to funds in the IncomePlus Series unless it is a sale resulting from a transfer from an existing contract that holds the IncomePlus Series. EstatePlus Series is only available to clients with GIF Select contracts opened on or before May 13, 2016. For information on Elite and F-Class sales charge options, refer to page 3.

**What does the fund invest in?**

This Segregated Fund invests directly into a Manulife Bank demand deposit account.

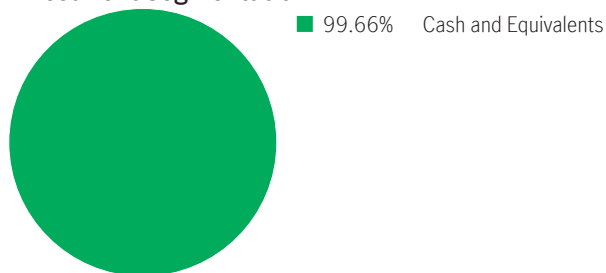
**Top 10 investments**

Canadian Dollar

99.66%

**Total**
**99.66%**

Total investments: 1

**Investment Segmentation**

**How has the fund performed?**

This section tells you how the fund has performed over the past 4 years for a contractholder who has chosen InvestmentPlus 75/75. Returns are after the MER has been deducted.

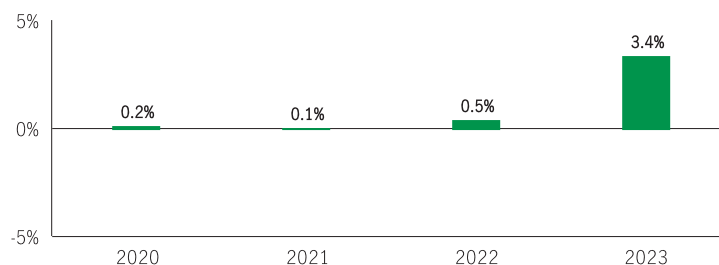
It's important to note that this doesn't tell you how the fund will perform in the future. Also, your actual return will depend on the guarantee option and sales charge option you choose and on your personal tax situation.

**Average return**

A person who invested \$1,000 in the fund and chose InvestmentPlus 75/75 on May 27, 2019 has \$1,046.96 on December 31, 2023. This works out to an average of 1.00% per year.

**Year-by-year returns** Any values close to zero may not be visible.

This chart shows how the fund has performed in each of the past 4 years for a contractholder. In the past 4 years the Fund was up in value.



For illustration purposes only. Actual segregated fund performance could be expected to vary and will depend on the guarantee option you choose.

**Are there any guarantees?**

This fund is being offered under an insurance contract. It comes with guarantees that may protect your investment if the markets go down. The MER includes a separate insurance fee that is charged for the guarantees. For details, please refer to the Information Folder and Contract.

**Who is this fund for?**

This fund may be right for a person seeking interest income with an emphasis on capital preservation.

**How risky is it?**

The value of your investments can go down. Please see the Information Folder for further details.



## How much does it cost?

The following tables show the fees and expenses you could pay to invest in or sell units of the fund, and will depend on the guarantee option and sales charge option you choose. The ongoing fees and expenses are different for each guarantee option.

### 1. Sales Charges

Sales charge option	What you pay	How it works																		
Front End Sales Charge	Up to 5.0% of the amount you invest	<ul style="list-style-type: none"> <li>You and your advisor decide on the rate</li> <li>The initial sales charge is deducted from the amount you invest. It is paid as a commission</li> </ul>																		
Deferred Sales Charge (DSC) *	<b>If you sell within:</b> <table border="1"> <thead> <tr> <th></th> <th>%</th> </tr> </thead> <tbody> <tr> <td>1 year of buying</td> <td>5.50</td> </tr> <tr> <td>2 years of buying</td> <td>5.00</td> </tr> <tr> <td>3 years of buying</td> <td>5.00</td> </tr> <tr> <td>4 years of buying</td> <td>4.00</td> </tr> <tr> <td>5 years of buying</td> <td>4.00</td> </tr> <tr> <td>6 years of buying</td> <td>3.00</td> </tr> <tr> <td>7 years of buying</td> <td>2.00</td> </tr> <tr> <td>After 7 years</td> <td>0.00</td> </tr> </tbody> </table>		%	1 year of buying	5.50	2 years of buying	5.00	3 years of buying	5.00	4 years of buying	4.00	5 years of buying	4.00	6 years of buying	3.00	7 years of buying	2.00	After 7 years	0.00	<ul style="list-style-type: none"> <li>The sales charge is deducted from the amount you sell</li> <li>You can sell up to 10% (20% for RRIF tax types) of your units each year without paying a sales charge</li> <li>You can switch to units of other funds within the same guarantee option and sales charge option without paying any sales charge. The sales charge schedule will be based on the date you invest in your first fund</li> <li>Any sales charge you pay goes to Manulife</li> </ul>
	%																			
1 year of buying	5.50																			
2 years of buying	5.00																			
3 years of buying	5.00																			
4 years of buying	4.00																			
5 years of buying	4.00																			
6 years of buying	3.00																			
7 years of buying	2.00																			
After 7 years	0.00																			
Low Load Sales Charge *	<b>If you sell within:</b> <table border="1"> <thead> <tr> <th></th> <th>%</th> </tr> </thead> <tbody> <tr> <td>1 year of buying</td> <td>2.50</td> </tr> <tr> <td>2 years of buying</td> <td>2.00</td> </tr> <tr> <td>3 years of buying</td> <td>1.50</td> </tr> <tr> <td>After 3 years</td> <td>0.00</td> </tr> </tbody> </table>		%	1 year of buying	2.50	2 years of buying	2.00	3 years of buying	1.50	After 3 years	0.00									
	%																			
1 year of buying	2.50																			
2 years of buying	2.00																			
3 years of buying	1.50																			
After 3 years	0.00																			
No Load Sales Charge	There are no charges to you.	Your servicing advisor may have to return a portion of the commission to Manulife if you sell units within the first 2 or 4 years from deposit, depending on the applicable chargeback schedule.																		

\* **Deferred** and **Low Load** sales charge options no longer allow new deposits, subsequent deposits, new or existing PACs or switches in from other sales charge options. Switches within the same sales charge option are permitted. Existing investments in these sales charge options will remain invested and the existing sales charge schedule will apply to any withdrawals.

### 2. Ongoing Fund Expenses

The management expense ratio (MER) includes the management fee and operating expenses of the fund and, if applicable, any underlying fund(s). The MER includes the insurance cost for the guarantee. You don't pay these expenses directly. MERs and guarantee fees affect you because they reduce the return you get on your investment.

**Manulife is currently waiving the management fee of this fund, at its discretion.**

Rather, Manulife is receiving a negotiated fee from Manulife Bank at a level that allows the fund to provide an interest rate comparable to the returns of Canadian money market segregated funds with similar features. This fee arrangement may change or be terminated at any time. **In the event the fee arrangement is terminated, a management fee not exceeding 1.0% may be charged to the fund.**

For details about how the guarantees work, see your Information Folder and Contract.

#### Trailing commission

Manulife pays a trailing commission of up to 0.50% of the value of your investments each year for as long as you own the fund. It is for the services and advice your advisor provides to you. The trailing commission is paid out of the management fee. You don't pay these expenses directly. The rate depends on the sales charge option you choose.

Guarantee option	MER (Annual rate as a % of the fund value)	Management fee (%)	Fund fee rate (%)
InvestmentPlus 75/75	0.00	0.00	—
InvestmentPlus 75/100	0.00	0.00	—
IncomePlus	0.00	0.00	0.55
EstatePlus	0.00	0.00	0.25

### 3. Other Fees

Trading Fees apply to all guarantee options and sales charge options and are paid to Manulife.

Fee	What you pay
Frequent Trading Fee	2% of the value of units you trade for switches exceeding 5 per year.
Early Withdrawal Fee	2% of the value of units you sell or transfer within 90 days of buying them.
Small Policy Fee	\$100 annual fee is applied to IncomePlus with a GWB Benefit Base that is below the initial deposit minimum. It is also applied to EstatePlus with a Death Benefit Guarantee that is below the initial deposit minimum.

## What if I change my mind?

You can change your mind about your investment in a fund within two business days of the earlier of the date you received confirmation or five business days after it is mailed. You can also change your mind about subsequent transactions you make under the contract within two business days of the earlier of the date you received confirmation or five business days after it is mailed. In this case, the right to cancel only applies to the new transaction.

You have to tell us in writing that you want to cancel. The amount returned will be the lesser of the amount you invested, or the value of the fund if it has gone down. The amount returned only applies to the specific transaction and will include a refund of any sales charges or other fees you paid.

## Objective and Strategy

**Objective:** The fund seeks to provide investors with interest income by generally holding all of its portfolio assets on deposit in a demand deposit (cashable) account with an administered interest rate at its affiliate, Manulife Bank of Canada.

**Strategy:** The fund seeks to provide investors with interest income by generally holding all of its portfolio assets on deposit in a demand deposit (cashable) account where Manulife is receiving a negotiated fee from Manulife Bank at a level that allows the fund to provide an interest rate comparable to the returns of Canadian money market segregated funds with similar features. The strategy for this fund is available through the Investment Policy Statement (IPS).

## Information specific to Elite and F-Class sales charge options

### F-Class

This section shows the information specific to the F-Class sales charge option of this fund. Funds in the F-Class sales charge option are available for investors who have fee-based or wrap accounts with their dealer.

#### What you pay

- Sales charges are generally negotiated between you and your dealer
- Collection of these fees will occur within the dealer account and not from the contract
- These are separate fees in addition to the MER

Guarantee option	Minimum investment (\$)	MER (%)	Management fee (%)	Net asset value per unit (\$)	Units outstanding
InvestmentPlus 75/75	1,000	0.00	0.00	10.4040	10
InvestmentPlus 75/100	1,000	0.00	0.00	10.0000	10
IncomePlus	25,000	0.00	0.00	10.4274	9
EstatePlus	10,000	0.00	0.00	10.4040	—

## For more information

This summary may not contain all the information you need. Please read the Information Folder and Contract or you may contact us at:

### Manulife

500 King Street North, Waterloo ON N2J4C6  
www.manulifeim.ca  
Canada, Outside of Quebec 1-888-790-4387  
Quebec & French Business 1-800-355-6776

**Fund Facts — GIF Select**
**Manulife Fidelity Canadian Asset Allocation GIF Select**
**Quick Facts**

**Date Fund Available:** October 2009      **Underlying Fund Manager:** Fidelity Investments Canada ULC      **Total Fund Value:** \$814,234,822  
**Date Fund Created:** January 1997      **Total Units Outstanding:** 38,351,716      **Portfolio Turnover Rate:** 6.17%

Guarantee option	Minimum investment (\$)	MER (%)	Management fee (%)	Net asset value per unit (\$)	Units outstanding
InvestmentPlus 75/75	1,000	2.84	2.24	19.1040	3,110,718
InvestmentPlus 75/100	1,000	3.15	2.83	10.0000	10
EstatePlus	10,000	2.84	2.24	19.1040	273,348

Contracts opened on or after October 28, 2013 will not have access to funds in the IncomePlus Series unless it is a sale resulting from a transfer from an existing contract that holds the IncomePlus Series. EstatePlus Series is only available to clients with GIF Select contracts opened on or before May 13, 2016. For information on Elite and F-Class sales charge options, refer to page 3.

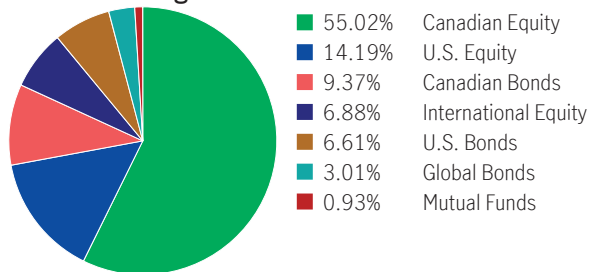
**What does the fund invest in?**

This segregated fund has a “fund-of-fund” structure and invests into the Fidelity Canadian Asset Allocation Fund. The underlying mutual fund trust holds primarily Canadian equities and Canadian fixed income investments.

**Top 10 investments (of the underlying fund)**

Canadian National Railwaypany	3.65%
Constellation Software Inc.	2.82%
Canadian Natural Resources Ltd.	2.56%
Royal Bank of Canada	2.30%
Toronto-Dominion Bank Com New	2.19%
Shopify Inc. Cl A	1.84%
Canadian Pacific Kansas City Limited	1.74%
Rogers Communications Inc. Cl B Non Vtg	1.73%
Bank of Montreal	1.73%
Restaurant Brands International Inc.	1.64%
<b>Total</b>	<b>22.21%</b>

Total investments: 2238

**Investment Segmentation**

**Are there any guarantees?**

This fund is being offered under an insurance contract. It comes with guarantees that may protect your investment if the markets go down. The MER includes a separate insurance fee that is charged for the guarantees. For details, please refer to the Information Folder and Contract.

**Who is this fund for?**

This fund may be right for a person seeking a balance of growth and interest income and who is comfortable with the ups and downs of the equity and bond markets.

**How has the fund performed?**

This section tells you how the fund has performed over the past 10 years for a contractholder who has chosen InvestmentPlus 75/75. Returns are after the MER has been deducted.

It's important to note that this doesn't tell you how the fund will perform in the future.

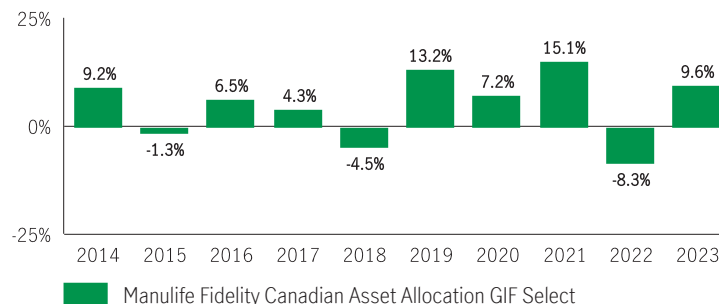
Also, your actual return will depend on the guarantee option and sales charge option you choose and on your personal tax situation.

**Average return**

A person who invested \$1,000 in the fund and chose InvestmentPlus 75/75 10 years ago has \$1,603.98 on December 31, 2023. This works out to an average of 4.84% per year.

**Year-by-year returns** Any values close to zero may not be visible.

This chart shows how the fund has performed in each of the past 10 years for a contractholder who chose the InvestmentPlus 75/75. In the last 10 years the fund was up in value 7 years and down in value 3 years.



For illustration purposes only. Actual segregated fund performance could be expected to vary and will depend on the guarantee option you choose.

**How risky is it?**

The value of your investments can go down. Please see the Information Folder for further details.



## How much does it cost?

The following tables show the fees and expenses you could pay to invest in or sell units of the fund, and will depend on the guarantee option and sales charge option you choose. The ongoing fees and expenses are different for each guarantee option.

### 1. Sales Charges

Sales charge option	What you pay	How it works
Front End Sales Charge	Up to 5.0% of the amount you invest	<ul style="list-style-type: none"> <li>You and your advisor decide on the rate</li> <li>The initial sales charge is deducted from the amount you invest. It is paid as a commission</li> </ul>
Deferred Sales Charge (DSC) *	<b>If you sell within:</b> 1 year of buying 5.50 2 years of buying 5.00 3 years of buying 5.00 4 years of buying 4.00 5 years of buying 4.00 6 years of buying 3.00 7 years of buying 2.00 After 7 years 0.00	<ul style="list-style-type: none"> <li>The sales charge is deducted from the amount you sell</li> <li>You can sell up to 10% (20% for RRIF tax types) of your units each year without paying a sales charge</li> <li>You can switch to units of other funds within the same guarantee option and sales charge option without paying any sales charge. The sales charge schedule will be based on the date you invest in your first fund</li> <li>Any sales charge you pay goes to Manulife</li> </ul>
Low Load Sales Charge *	<b>If you sell within:</b> 1 year of buying 2.50 2 years of buying 2.00 3 years of buying 1.50 After 3 years 0.00	
No Load Sales Charge	There are no charges to you.	Your servicing advisor may have to return a portion of the commission to Manulife if you sell units within the first 2 or 4 years from deposit, depending on the applicable chargeback schedule.

\* **Deferred** and **Low Load** sales charge options no longer allow new deposits, subsequent deposits, new or existing PACs or switches in from other sales charge options. Switches within the same sales charge option are permitted. Existing investments in these sales charge options will remain invested and the existing sales charge schedule will apply to any withdrawals.

### 2. Ongoing Fund Expenses

The management expense ratio (MER) includes the management fee and operating expenses of the fund and, if applicable, any underlying fund(s). The MER includes the insurance cost for the guarantee. You don't pay these expenses directly. MERs and guarantee fees affect you because they reduce the return you get on your investment. For details about how the guarantees work, see your Information Folder and Contract.

Guarantee option	MER (Annual rate as a % of the fund value)	Management fee (%)	Fund fee rate (%)
InvestmentPlus 75/75	2.84	2.24	—
InvestmentPlus 75/100	3.15	2.83	—
EstatePlus	2.84	2.24	0.65

#### Trailing commission

Manulife pays a trailing commission of up to 1.00% of the value of your investments each year for as long as you own the fund. It is for the services and advice your advisor provides to you. The trailing commission is paid out of the management fee. You don't pay these expenses directly. The rate depends on the sales charge option you choose.

### 3. Other Fees

Trading Fees apply to all guarantee options and sales charge options and are paid to Manulife.

Fee	What you pay
Frequent Trading Fee	2% of the value of units you trade for switches exceeding 5 per year.
Early Withdrawal Fee	2% of the value of units you sell or transfer within 90 days of buying them.
Small Policy Fee	\$100 annual fee is applied to EstatePlus with a Death Benefit Guarantee that is below the initial deposit minimum.

## What if I change my mind?

You can change your mind about your investment in a fund within two business days of the earlier of the date you received confirmation or five business days after it is mailed. You can also change your mind about subsequent transactions you make under the contract within two business days of the earlier of the date you received confirmation or five business days after it is mailed. In this case, the right to cancel only applies to the new transaction.

You have to tell us in writing that you want to cancel. The amount returned will be the lesser of the amount you invested, or the value of the fund if it has gone down. The amount returned only applies to the specific transaction and will include a refund of any sales charges or other fees you paid.



## Objective and Strategy

Unless otherwise noted, the investment objective of the underlying fund is the same or substantially similar as the segregated fund objective. Refer to the underlying fund Prospectus and/or the Investment Policy Statement (IPS) for the complete objective and strategy of the underlying fund.

**Objective:** The Fund aims to achieve high total investment return. The Fund uses an asset allocation approach. It invests primarily in a mix of Canadian equity securities, fixed-income securities and money market instruments.

**Strategy:** This Fund will invest in units of the underlying mutual fund or a substantially similar fund.

## Information specific to Elite and F-Class sales charge options

### Elite (available only to GIF Select InvestmentPlus 75/75 contracts opened on or before October 3, 2014)

This section shows the information specific to the Elite sales charge option of this fund. When investing a minimum of \$1 million dollars you may qualify for Elite pricing which offers a lower management expense ratio than other sales charge options in the same product.

#### What you pay

- For the Elite front-end sales charge option, you pay up to 3.0% of the amount you invest.
- For the Elite back-end and Elite low-load sales charge options, refer to the sales charge table on page 2 for details.
- These are separate fees in addition to the MER.

Guarantee option	Minimum investment (\$)	MER (%)	Management fee (%)	Net asset value per unit (\$)	Units outstanding
InvestmentPlus 75/75	1,000,000	2.18	1.74	20.9729	37,591
InvestmentPlus 75/100	1,000,000	2.54	2.28	10.0000	10
EstatePlus	1,000,000	2.18	1.74	20.9729	19,540

### F-Class

This section shows the information specific to the F-Class sales charge option of this fund. Funds in the F-Class sales charge option are available for investors who have fee-based or wrap accounts with their dealer.

#### What you pay

- Sales charges are generally negotiated between you and your dealer
- Collection of these fees will occur within the dealer account and not from the contract
- These are separate fees in addition to the MER

Guarantee option	Minimum investment (\$)	MER (%)	Management fee (%)	Net asset value per unit (\$)	Units outstanding
InvestmentPlus 75/75	1,000	1.69	1.48	20.3286	10
InvestmentPlus 75/100	1,000	2.04	1.83	10.0000	10
EstatePlus	10,000	1.69	1.48	20.3286	—

## For more information

This summary may not contain all the information you need. Please read the Information Folder and Contract or you may contact us at:

### Manulife

500 King Street North, Waterloo ON N2J4C6  
www.manulifeim.ca  
Canada, Outside of Quebec 1-888-790-4387  
Quebec & French Business 1-800-355-6776

The Manufacturers Life Insurance Company (Manulife) is the issuer of insurance contracts containing Manulife segregated funds and the guarantor of any guarantee provisions therein. Manulife, Manulife & Stylized M Design, and Stylized M Design are trademarks of The Manufacturers Life Insurance Company and are used by it, and by its affiliates under license.

**Fund Facts — GIF Select**
**Manulife Fidelity Canadian Balanced GIF Select**
**Quick Facts**
**Date Fund Available:** October 2009

**Underlying Fund Manager:** Fidelity Investments Canada ULC

**Total Fund Value:** \$491,163,508

**Date Fund Created:** July 2008

**Total Units Outstanding:** 24,046,916

**Portfolio Turnover Rate:** 3.70%

Guarantee option	Minimum investment (\$)	MER (%)	Management fee (%)	Net asset value per unit (\$)	Units outstanding
InvestmentPlus 75/75	1,000	2.80	2.02	20.8169	3,402,687
InvestmentPlus 75/100	1,000	3.11	2.79	10.0000	10
IncomePlus	25,000	2.79	2.02	17.2955	325,113
EstatePlus	10,000	2.80	2.02	20.8169	907,735

Contracts opened on or after October 28, 2013 will not have access to funds in the IncomePlus Series unless it is a sale resulting from a transfer from an existing contract that holds the IncomePlus Series. EstatePlus Series is only available to clients with GIF Select contracts opened on or before May 13, 2016. For information on Elite and F-Class sales charge options, refer to page 3.

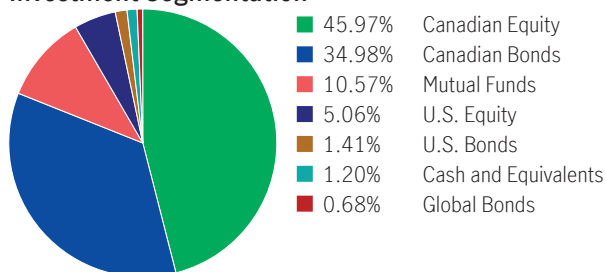
**What does the fund invest in?**

This segregated fund has a “fund-of-fund” structure and invests into the Fidelity Canadian Balanced Fund. The underlying mutual fund trust holds primarily Canadian equities and Canadian fixed income investments.

**Top 10 investments (of the underlying fund)**

Fidelity American High Yield Fund	10.57%
Constellation Software Inc.	3.48%
Canadian Natural Resources Ltd.	3.37%
Shopify Inc. Cl A	3.09%
Canadian National Railwaypany	2.82%
Restaurant Brands International Inc.	1.89%
Dollarama Inc.	1.78%
Brookfield Asset Management Ltd. Cl A Ltd Vtg Shs	1.72%
Microsoft Corp.	1.70%
Teck Resources Ltd. Cl B Sub Vtg	1.54%
<b>Total</b>	<b>31.96%</b>

Total investments: 611

**Investment Segmentation**

**Are there any guarantees?**

This fund is being offered under an insurance contract. It comes with guarantees that may protect your investment if the markets go down. The MER includes a separate insurance fee that is charged for the guarantees. For details, please refer to the Information Folder and Contract.

**Who is this fund for?**

This fund may be right for a person seeking a balance of growth and interest income and who is comfortable with the ups and downs of the equity and bond markets.

**How has the fund performed?**

This section tells you how the fund has performed over the past 10 years for a contractholder who has chosen InvestmentPlus 75/75. Returns are after the MER has been deducted.

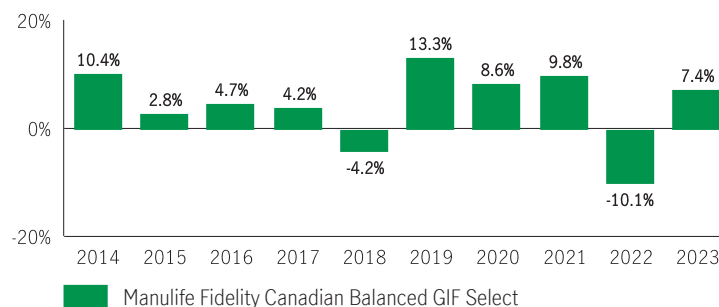
It's important to note that this doesn't tell you how the fund will perform in the future. Also, your actual return will depend on the guarantee option and sales charge option you choose and on your personal tax situation.

**Average return**

A person who invested \$1,000 in the fund and chose InvestmentPlus 75/75 10 years ago has \$1,547.97 on December 31, 2023. This works out to an average of 4.47% per year.

**Year-by-year returns** Any values close to zero may not be visible.

This chart shows how the fund has performed in each of the past 10 years for a contractholder who chose the InvestmentPlus 75/75. In the last 10 years the fund was up in value 8 years and down in value 2 years.



For illustration purposes only. Actual segregated fund performance could be expected to vary and will depend on the guarantee option you choose.

**How risky is it?**

The value of your investments can go down. Please see the Information Folder for further details.



## How much does it cost?

The following tables show the fees and expenses you could pay to invest in or sell units of the fund, and will depend on the guarantee option and sales charge option you choose. The ongoing fees and expenses are different for each guarantee option.

### 1. Sales Charges

Sales charge option	What you pay	How it works																		
Front End Sales Charge	Up to 5.0% of the amount you invest	<ul style="list-style-type: none"> <li>You and your advisor decide on the rate</li> <li>The initial sales charge is deducted from the amount you invest. It is paid as a commission</li> </ul>																		
Deferred Sales Charge (DSC) *	<b>If you sell within:</b> <table border="1"> <thead> <tr> <th></th> <th>%</th> </tr> </thead> <tbody> <tr> <td>1 year of buying</td> <td>5.50</td> </tr> <tr> <td>2 years of buying</td> <td>5.00</td> </tr> <tr> <td>3 years of buying</td> <td>5.00</td> </tr> <tr> <td>4 years of buying</td> <td>4.00</td> </tr> <tr> <td>5 years of buying</td> <td>4.00</td> </tr> <tr> <td>6 years of buying</td> <td>3.00</td> </tr> <tr> <td>7 years of buying</td> <td>2.00</td> </tr> <tr> <td>After 7 years</td> <td>0.00</td> </tr> </tbody> </table>		%	1 year of buying	5.50	2 years of buying	5.00	3 years of buying	5.00	4 years of buying	4.00	5 years of buying	4.00	6 years of buying	3.00	7 years of buying	2.00	After 7 years	0.00	<ul style="list-style-type: none"> <li>The sales charge is deducted from the amount you sell</li> <li>You can sell up to 10% (20% for RRIF tax types) of your units each year without paying a sales charge</li> <li>You can switch to units of other funds within the same guarantee option and sales charge option without paying any sales charge. The sales charge schedule will be based on the date you invest in your first fund</li> <li>Any sales charge you pay goes to Manulife</li> </ul>
	%																			
1 year of buying	5.50																			
2 years of buying	5.00																			
3 years of buying	5.00																			
4 years of buying	4.00																			
5 years of buying	4.00																			
6 years of buying	3.00																			
7 years of buying	2.00																			
After 7 years	0.00																			
Low Load Sales Charge *	<b>If you sell within:</b> <table border="1"> <thead> <tr> <th></th> <th>%</th> </tr> </thead> <tbody> <tr> <td>1 year of buying</td> <td>2.50</td> </tr> <tr> <td>2 years of buying</td> <td>2.00</td> </tr> <tr> <td>3 years of buying</td> <td>1.50</td> </tr> <tr> <td>After 3 years</td> <td>0.00</td> </tr> </tbody> </table>		%	1 year of buying	2.50	2 years of buying	2.00	3 years of buying	1.50	After 3 years	0.00									
	%																			
1 year of buying	2.50																			
2 years of buying	2.00																			
3 years of buying	1.50																			
After 3 years	0.00																			
No Load Sales Charge	There are no charges to you.	Your servicing advisor may have to return a portion of the commission to Manulife if you sell units within the first 2 or 4 years from deposit, depending on the applicable chargeback schedule.																		

\* **Deferred** and **Low Load** sales charge options no longer allow new deposits, subsequent deposits, new or existing PACs or switches in from other sales charge options. Switches within the same sales charge option are permitted. Existing investments in these sales charge options will remain invested and the existing sales charge schedule will apply to any withdrawals.

### 2. Ongoing Fund Expenses

The management expense ratio (MER) includes the management fee and operating expenses of the fund and, if applicable, any underlying fund(s). The MER includes the insurance cost for the guarantee. You don't pay these expenses directly. Additional fees will apply to the IncomePlus and EstatePlus guarantee options and are paid out of the contract each year. The fund fee rate for this fund is a Level 3. MERs and guarantee fees affect you because they reduce the return you get on your investment. For details about how the guarantees work, see your Information Folder and Contract.

Guarantee option	MER (Annual rate as a % of the fund value)	Management fee (%)	Fund fee rate (%)
InvestmentPlus 75/75	2.80	2.02	—
InvestmentPlus 75/100	3.11	2.79	—
IncomePlus	2.79	2.02	0.85
EstatePlus	2.80	2.02	0.45

#### Trailing commission

Manulife pays a trailing commission of up to 1.00% of the value of your investments each year for as long as you own the fund. It is for the services and advice your advisor provides to you. The trailing commission is paid out of the management fee. You don't pay these expenses directly. The rate depends on the sales charge option you choose.

### 3. Other Fees

Trading Fees apply to all guarantee options and sales charge options and are paid to Manulife.

Fee	What you pay
<b>Frequent Trading Fee</b>	2% of the value of units you trade for switches exceeding 5 per year.
<b>Early Withdrawal Fee</b>	2% of the value of units you sell or transfer within 90 days of buying them.
<b>Small Policy Fee</b>	\$100 annual fee is applied to IncomePlus with a GWB Benefit Base that is below the initial deposit minimum. It is also applied to EstatePlus with a Death Benefit Guarantee that is below the initial deposit minimum.

## What if I change my mind?

You can change your mind about your investment in a fund within two business days of the earlier of the date you received confirmation or five business days after it is mailed. You can also change your mind about subsequent transactions you make under the contract within two business days of the earlier of the date you received confirmation or five business days after it is mailed. In this case, the right to cancel only applies to the new transaction.

You have to tell us in writing that you want to cancel. The amount returned will be the lesser of the amount you invested, or the value of the fund if it has gone down. The amount returned only applies to the specific transaction and will include a refund of any sales charges or other fees you paid.

## Objective and Strategy

Unless otherwise noted, the investment objective of the underlying fund is the same or substantially similar as the segregated fund objective. Refer to the underlying fund Prospectus and/or the Investment Policy Statement (IPS) for the complete objective and strategy of the underlying fund.

**Objective:** The Fund aims to achieve high total investment return. The Fund uses a balanced approach. It invests primarily in a mix of Canadian equity securities, investment grade bonds, high yield securities and money market instruments.

**Strategy:** This Fund will invest in units of the underlying mutual fund or a substantially similar fund.

## Information specific to Elite and F-Class sales charge options

### Elite (available only to GIF Select InvestmentPlus 75/75 contracts opened on or before October 3, 2014)

This section shows the information specific to the Elite sales charge option of this fund. When investing a minimum of \$1 million dollars you may qualify for Elite pricing which offers a lower management expense ratio than other sales charge options in the same product.

#### What you pay

- For the Elite front-end sales charge option, you pay up to 3.0% of the amount you invest.
- For the Elite back-end and Elite low-load sales charge options, refer to the sales charge table on page 2 for details.
- These are separate fees in addition to the MER.

Guarantee option	Minimum investment (\$)	MER (%)	Management fee (%)	Net asset value per unit (\$)	Units outstanding
InvestmentPlus 75/75	1,000,000	2.05	1.40	23.1034	58,679
InvestmentPlus 75/100	1,000,000	2.50	2.24	10.0000	10
IncomePlus	1,000,000	2.00	1.40	18.8334	243
EstatePlus	1,000,000	2.05	1.40	23.1034	45,109

## F-Class

This section shows the information specific to the F-Class sales charge option of this fund. Funds in the F-Class sales charge option are available for investors who have fee-based or wrap accounts with their dealer.

#### What you pay

- Sales charges are generally negotiated between you and your dealer
- Collection of these fees will occur within the dealer account and not from the contract
- These are separate fees in addition to the MER

Guarantee option	Minimum investment (\$)	MER (%)	Management fee (%)	Net asset value per unit (\$)	Units outstanding
InvestmentPlus 75/75	1,000	1.66	1.26	21.6715	24,295
InvestmentPlus 75/100	1,000	2.00	1.79	10.0000	10
IncomePlus	25,000	1.77	1.26	19.4143	10
EstatePlus	10,000	1.66	1.26	21.6715	—

## For more information

This summary may not contain all the information you need. Please read the Information Folder and Contract or you may contact us at:

### Manulife

500 King Street North, Waterloo ON N2J4C6  
www.manulifeim.ca  
Canada, Outside of Quebec 1-888-790-4387  
Quebec & French Business 1-800-355-6776

The Manufacturers Life Insurance Company (Manulife) is the issuer of insurance contracts containing Manulife segregated funds and the guarantor of any guarantee provisions therein. Manulife, Manulife & Stylized M Design, and Stylized M Design are trademarks of The Manufacturers Life Insurance Company and are used by it, and by its affiliates under license.

**Fund Facts — GIF Select**
**Manulife Fidelity Canadian Bond GIF Select**
**Quick Facts**
**Date Fund Available:** October 2009

**Underlying Fund Manager:** Fidelity Investments Canada ULC

**Total Fund Value:** \$60,858,034

**Date Fund Created:** January 1997

**Total Units Outstanding:** 4,757,878

**Portfolio Turnover Rate:** 6.11%

Guarantee option	Minimum investment (\$)	MER (%)	Management fee (%)	Net asset value per unit (\$)	Units outstanding
InvestmentPlus 75/75	1,000	2.30	1.79	11.7922	745,821
IncomePlus	25,000	2.32	1.79	10.3391	34,957
EstatePlus	10,000	2.30	1.79	11.7922	166,215

Contracts opened on or after October 28, 2013 will not have access to funds in the IncomePlus Series unless it is a sale resulting from a transfer from an existing contract that holds the IncomePlus Series. EstatePlus Series is only available to clients with GIF Select contracts opened on or before May 13, 2016. For information on Elite and F-Class sales charge options, refer to page 3.

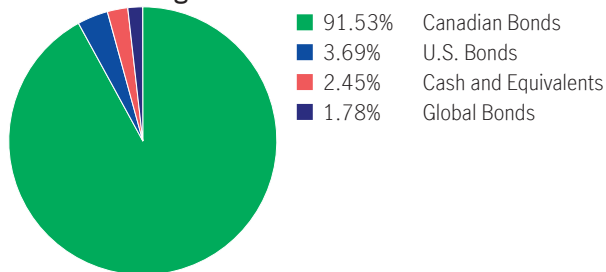
**What does the fund invest in?**

This segregated fund has a “fund-of-fund” structure and invests into the Fidelity Canadian Bond Fund. The underlying mutual fund trust holds primarily Canadian fixed income investments.

**Top 10 investments (of the underlying fund)**

Gov. of Canada, 2.75%, 6/1/2033	2.24%
Gov. of Canada, 3.25%, 9/1/2028	2.15%
CANADA HSG TR1 4.25% 3/34 144A	2.12%
Gov. of Canada, 1.5%, 12/1/2031	1.81%
Province of Ontario, 3.75%, 6/2/2032	1.54%
Canada Housing Trust No.1, 3.55%, 9/15/2032	1.43%
Gov. of Canada, 0.50%, 12/1/2030	1.39%
Province of Ontario, 2.6%, 6/2/2025	1.37%
Province of Ontario, 2.7%, 6/2/2029	1.36%
Gov. of Canada, 1.75%, 12/1/2053	1.36%
<b>Total</b>	<b>16.75%</b>

Total investments: 559

**Investment Segmentation**

**Are there any guarantees?**

This fund is being offered under an insurance contract. It comes with guarantees that may protect your investment if the markets go down. The MER includes a separate insurance fee that is charged for the guarantees. For details, please refer to the Information Folder and Contract.

**Who is this fund for?**

This fund may be right for a person seeking interest income with an emphasis on capital preservation.

**How has the fund performed?**

This section tells you how the fund has performed over the past 10 years for a contractholder who has chosen InvestmentPlus 75/75. Returns are after the MER has been deducted.

It's important to note that this doesn't tell you how the fund will perform in the future.

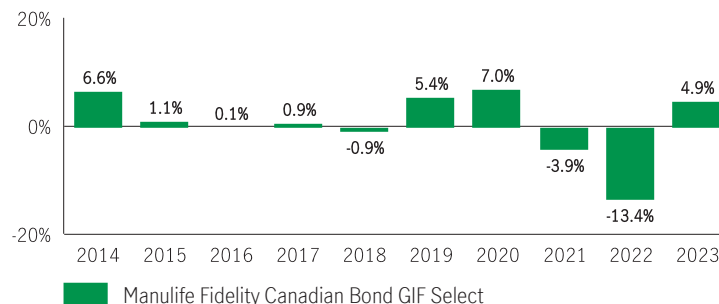
Also, your actual return will depend on the guarantee option and sales charge option you choose and on your personal tax situation.

**Average return**

A person who invested \$1,000 in the fund and chose InvestmentPlus 75/75 10 years ago has \$1,061.11 on December 31, 2023. This works out to an average of 0.59% per year.

**Year-by-year returns** Any values close to zero may not be visible.

This chart shows how the fund has performed in each of the past 10 years for a contractholder who chose the InvestmentPlus 75/75. In the last 10 years the fund was up in value 7 years and down in value 3 years.



For illustration purposes only. Actual segregated fund performance could be expected to vary and will depend on the guarantee option you choose.

**How risky is it?**

The value of your investments can go down. Please see the Information Folder for further details.



## How much does it cost?

The following tables show the fees and expenses you could pay to invest in or sell units of the fund, and will depend on the guarantee option and sales charge option you choose. The ongoing fees and expenses are different for each guarantee option.

### 1. Sales Charges

Sales charge option	What you pay	How it works																		
Front End Sales Charge	Up to 5.0% of the amount you invest	<ul style="list-style-type: none"> <li>You and your advisor decide on the rate</li> <li>The initial sales charge is deducted from the amount you invest. It is paid as a commission</li> </ul>																		
Deferred Sales Charge (DSC) *	<b>If you sell within:</b> <table border="1"> <thead> <tr> <th></th> <th>%</th> </tr> </thead> <tbody> <tr> <td>1 year of buying</td> <td>5.50</td> </tr> <tr> <td>2 years of buying</td> <td>5.00</td> </tr> <tr> <td>3 years of buying</td> <td>5.00</td> </tr> <tr> <td>4 years of buying</td> <td>4.00</td> </tr> <tr> <td>5 years of buying</td> <td>4.00</td> </tr> <tr> <td>6 years of buying</td> <td>3.00</td> </tr> <tr> <td>7 years of buying</td> <td>2.00</td> </tr> <tr> <td>After 7 years</td> <td>0.00</td> </tr> </tbody> </table>		%	1 year of buying	5.50	2 years of buying	5.00	3 years of buying	5.00	4 years of buying	4.00	5 years of buying	4.00	6 years of buying	3.00	7 years of buying	2.00	After 7 years	0.00	<ul style="list-style-type: none"> <li>The sales charge is deducted from the amount you sell</li> <li>You can sell up to 10% (20% for RRIF tax types) of your units each year without paying a sales charge</li> <li>You can switch to units of other funds within the same guarantee option and sales charge option without paying any sales charge. The sales charge schedule will be based on the date you invest in your first fund</li> <li>Any sales charge you pay goes to Manulife</li> </ul>
	%																			
1 year of buying	5.50																			
2 years of buying	5.00																			
3 years of buying	5.00																			
4 years of buying	4.00																			
5 years of buying	4.00																			
6 years of buying	3.00																			
7 years of buying	2.00																			
After 7 years	0.00																			
Low Load Sales Charge *	<b>If you sell within:</b> <table border="1"> <thead> <tr> <th></th> <th>%</th> </tr> </thead> <tbody> <tr> <td>1 year of buying</td> <td>2.50</td> </tr> <tr> <td>2 years of buying</td> <td>2.00</td> </tr> <tr> <td>3 years of buying</td> <td>1.50</td> </tr> <tr> <td>After 3 years</td> <td>0.00</td> </tr> </tbody> </table>		%	1 year of buying	2.50	2 years of buying	2.00	3 years of buying	1.50	After 3 years	0.00									
	%																			
1 year of buying	2.50																			
2 years of buying	2.00																			
3 years of buying	1.50																			
After 3 years	0.00																			
No Load Sales Charge	There are no charges to you.	Your servicing advisor may have to return a portion of the commission to Manulife if you sell units within the first 2 or 4 years from deposit, depending on the applicable chargeback schedule.																		

\* **Deferred** and **Low Load** sales charge options no longer allow new deposits, subsequent deposits, new or existing PACs or switches in from other sales charge options. Switches within the same sales charge option are permitted. Existing investments in these sales charge options will remain invested and the existing sales charge schedule will apply to any withdrawals.

### 2. Ongoing Fund Expenses

The management expense ratio (MER) includes the management fee and operating expenses of the fund and, if applicable, any underlying fund(s). The MER includes the insurance cost for the guarantee. You don't pay these expenses directly. Additional fees will apply to the IncomePlus and EstatePlus guarantee options and are paid out of the contract each year. The fund fee rate for this fund is a Level 1. MERs and guarantee fees affect you because they reduce the return you get on your investment. For details about how the guarantees work, see your Information Folder and Contract.

Guarantee option	MER (Annual rate as a % of the fund value)	Management fee (%)	Fund fee rate (%)
InvestmentPlus 75/75	2.30	1.79	—
IncomePlus	2.32	1.79	0.55
EstatePlus	2.30	1.79	0.25

#### Trailing commission

Manulife pays a trailing commission of up to 0.50% of the value of your investments each year for as long as you own the fund. It is for the services and advice your advisor provides to you. The trailing commission is paid out of the management fee. You don't pay these expenses directly. The rate depends on the sales charge option you choose.

### 3. Other Fees

Trading Fees apply to all guarantee options and sales charge options and are paid to Manulife.

Fee	What you pay
<b>Frequent Trading Fee</b>	2% of the value of units you trade for switches exceeding 5 per year.
<b>Early Withdrawal Fee</b>	2% of the value of units you sell or transfer within 90 days of buying them.
<b>Small Policy Fee</b>	\$100 annual fee is applied to IncomePlus with a GWB Benefit Base that is below the initial deposit minimum. It is also applied to EstatePlus with a Death Benefit Guarantee that is below the initial deposit minimum.

## What if I change my mind?

You can change your mind about your investment in a fund within two business days of the earlier of the date you received confirmation or five business days after it is mailed. You can also change your mind about subsequent transactions you make under the contract within two business days of the earlier of the date you received confirmation or five business days after it is mailed. In this case, the right to cancel only applies to the new transaction.

You have to tell us in writing that you want to cancel. The amount returned will be the lesser of the amount you invested, or the value of the fund if it has gone down. The amount returned only applies to the specific transaction and will include a refund of any sales charges or other fees you paid.

## Objective and Strategy

Unless otherwise noted, the investment objective of the underlying fund is the same or substantially similar as the segregated fund objective. Refer to the underlying fund Prospectus and/or the Investment Policy Statement (IPS) for the complete objective and strategy of the underlying fund.

**Objective:** The Fund aims to provide a steady flow of income. It invests primarily in Canadian fixed income securities.

**Strategy:** This Fund will invest in units of the underlying mutual fund or a substantially similar fund.

## Information specific to Elite and F-Class sales charge options

### Elite (available only to GIF Select InvestmentPlus 75/75 contracts opened on or before October 3, 2014)

This section shows the information specific to the Elite sales charge option of this fund. When investing a minimum of \$1 million dollars you may qualify for Elite pricing which offers a lower management expense ratio than other sales charge options in the same product.

#### What you pay

- For the Elite front-end sales charge option, you pay up to 3.0% of the amount you invest.
- For the Elite back-end and Elite low-load sales charge options, refer to the sales charge table on page 2 for details.
- These are separate fees in addition to the MER.

Guarantee option	Minimum investment (\$)	MER (%)	Management fee (%)	Net asset value per unit (\$)	Units outstanding
InvestmentPlus 75/75	1,000,000	1.72	1.38	12.7453	10
IncomePlus	1,000,000	1.81	1.38	11.6992	10
EstatePlus	1,000,000	1.72	1.38	12.7453	—

### F-Class

This section shows the information specific to the F-Class sales charge option of this fund. Funds in the F-Class sales charge option are available for investors who have fee-based or wrap accounts with their dealer.

#### What you pay

- Sales charges are generally negotiated between you and your dealer
- Collection of these fees will occur within the dealer account and not from the contract
- These are separate fees in addition to the MER

Guarantee option	Minimum investment (\$)	MER (%)	Management fee (%)	Net asset value per unit (\$)	Units outstanding
InvestmentPlus 75/75	1,000	1.81	1.38	12.4815	10
IncomePlus	25,000	1.81	1.38	11.6992	10
EstatePlus	10,000	1.81	1.38	12.4815	—

## For more information

This summary may not contain all the information you need. Please read the Information Folder and Contract or you may contact us at:

### Manulife

500 King Street North, Waterloo ON N2J4C6

[www.manulifeim.ca](http://www.manulifeim.ca)

Canada, Outside of Quebec 1-888-790-4387

Quebec & French Business 1-800-355-6776

The Manufacturers Life Insurance Company (Manulife) is the issuer of insurance contracts containing Manulife segregated funds and the guarantor of any guarantee provisions therein. Manulife, Manulife & Stylized M Design, and Stylized M Design are trademarks of The Manufacturers Life Insurance Company and are used by it, and by its affiliates under license.

Fund Facts — GIF Select

**Manulife Fidelity Disciplined Equity Bundle GIF Select**

**Quick Facts**

**Date Fund Available:** October 2009      **Fund Manager:** Manulife      **Total Fund Value:** \$227,594,375  
**Date Fund Created:** July 2008      **Total Units Outstanding:** 10,920,465      **Portfolio Turnover Rate:** 13.59%

Guarantee option	Minimum investment (\$)	MER (%)	Management fee (%)	Net asset value per unit (\$)	Units outstanding
InvestmentPlus 75/75	1,000	2.92	1.89	22.2775	505,168
InvestmentPlus 75/100	1,000	3.26	2.93	10.0000	10
IncomePlus	25,000	2.95	1.89	19.5754	316,662
EstatePlus	10,000	2.92	1.89	22.2775	199,550

Contracts opened on or after October 28, 2013 will not have access to funds in the IncomePlus Series unless it is a sale resulting from a transfer from an existing contract that holds the IncomePlus Series. EstatePlus Series is only available to clients with GIF Select contracts opened on or before May 13, 2016. For information on Elite and F-Class sales charge options, refer to page 3.

**What does the fund invest in?**

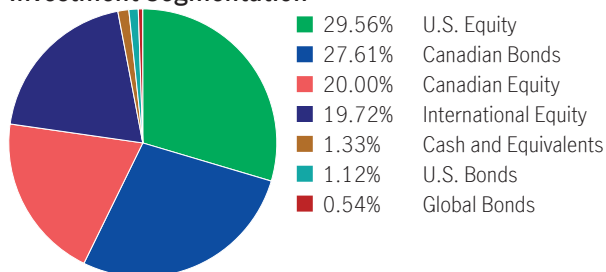
This segregated fund has a “fund-of-fund” structure that invests into a basket of funds which includes, but is not limited to, mutual funds. The underlying funds hold primarily foreign equities and Canadian fixed income investments.

**Top 10 investments**

Fidelity Global Disciplined Equity® Fund	49.67%
Fidelity Canadian Bond Fund	30.21%
Fidelity Canadian Disciplined Equity Fund	20.35%
<b>Total</b>	<b>100.24%</b>

Total investments: 3

**Investment Segmentation**



**How has the fund performed?**

This section tells you how the fund has performed over the past 10 years for a contractholder who has chosen InvestmentPlus 75/75. Returns are after the MER has been deducted.

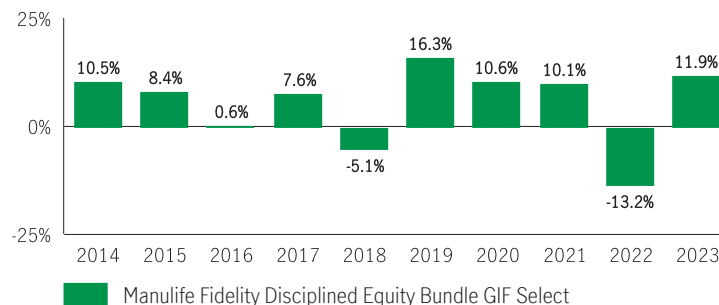
It's important to note that this doesn't tell you how the fund will perform in the future. Also, your actual return will depend on the guarantee option and sales charge option you choose and on your personal tax situation.

**Average return**

A person who invested \$1,000 in the fund and chose InvestmentPlus 75/75 10 years ago has \$1,693.26 on December 31, 2023. This works out to an average of 5.41% per year.

**Year-by-year returns** Any values close to zero may not be visible.

This chart shows how the fund has performed in each of the past 10 years for a contractholder who chose the InvestmentPlus 75/75. In the last 10 years the fund was up in value 8 years and down in value 2 years.



For illustration purposes only. Actual segregated fund performance could be expected to vary and will depend on the guarantee option you choose.

**How risky is it?**

The value of your investments can go down. Please see the Information Folder for further details.



**Are there any guarantees?**

This fund is being offered under an insurance contract. It comes with guarantees that may protect your investment if the markets go down. The MER includes a separate insurance fee that is charged for the guarantees. For details, please refer to the Information Folder and Contract.

**Who is this fund for?**

This fund may be right for a person seeking a balance of growth and interest income and who is comfortable with the ups and downs of the equity and bond markets.



## How much does it cost?

The following tables show the fees and expenses you could pay to invest in or sell units of the fund, and will depend on the guarantee option and sales charge option you choose. The ongoing fees and expenses are different for each guarantee option.

### 1. Sales Charges

Sales charge option	What you pay	How it works																		
Front End Sales Charge	Up to 5.0% of the amount you invest	<ul style="list-style-type: none"> <li>You and your advisor decide on the rate</li> <li>The initial sales charge is deducted from the amount you invest. It is paid as a commission</li> </ul>																		
Deferred Sales Charge (DSC) *	<b>If you sell within:</b> <table border="1"> <thead> <tr> <th></th> <th>%</th> </tr> </thead> <tbody> <tr> <td>1 year of buying</td> <td>5.50</td> </tr> <tr> <td>2 years of buying</td> <td>5.00</td> </tr> <tr> <td>3 years of buying</td> <td>5.00</td> </tr> <tr> <td>4 years of buying</td> <td>4.00</td> </tr> <tr> <td>5 years of buying</td> <td>4.00</td> </tr> <tr> <td>6 years of buying</td> <td>3.00</td> </tr> <tr> <td>7 years of buying</td> <td>2.00</td> </tr> <tr> <td>After 7 years</td> <td>0.00</td> </tr> </tbody> </table>		%	1 year of buying	5.50	2 years of buying	5.00	3 years of buying	5.00	4 years of buying	4.00	5 years of buying	4.00	6 years of buying	3.00	7 years of buying	2.00	After 7 years	0.00	<ul style="list-style-type: none"> <li>The sales charge is deducted from the amount you sell</li> <li>You can sell up to 10% (20% for RRIF tax types) of your units each year without paying a sales charge</li> <li>You can switch to units of other funds within the same guarantee option and sales charge option without paying any sales charge. The sales charge schedule will be based on the date you invest in your first fund</li> <li>Any sales charge you pay goes to Manulife</li> </ul>
	%																			
1 year of buying	5.50																			
2 years of buying	5.00																			
3 years of buying	5.00																			
4 years of buying	4.00																			
5 years of buying	4.00																			
6 years of buying	3.00																			
7 years of buying	2.00																			
After 7 years	0.00																			
Low Load Sales Charge *	<b>If you sell within:</b> <table border="1"> <thead> <tr> <th></th> <th>%</th> </tr> </thead> <tbody> <tr> <td>1 year of buying</td> <td>2.50</td> </tr> <tr> <td>2 years of buying</td> <td>2.00</td> </tr> <tr> <td>3 years of buying</td> <td>1.50</td> </tr> <tr> <td>After 3 years</td> <td>0.00</td> </tr> </tbody> </table>		%	1 year of buying	2.50	2 years of buying	2.00	3 years of buying	1.50	After 3 years	0.00									
	%																			
1 year of buying	2.50																			
2 years of buying	2.00																			
3 years of buying	1.50																			
After 3 years	0.00																			
No Load Sales Charge	There are no charges to you.	Your servicing advisor may have to return a portion of the commission to Manulife if you sell units within the first 2 or 4 years from deposit, depending on the applicable chargeback schedule.																		

\* **Deferred** and **Low Load** sales charge options no longer allow new deposits, subsequent deposits, new or existing PACs or switches in from other sales charge options. Switches within the same sales charge option are permitted. Existing investments in these sales charge options will remain invested and the existing sales charge schedule will apply to any withdrawals.

### 2. Ongoing Fund Expenses

The management expense ratio (MER) includes the management fee and operating expenses of the fund and, if applicable, any underlying fund(s). The MER includes the insurance cost for the guarantee. You don't pay these expenses directly. Additional fees will apply to the IncomePlus and EstatePlus guarantee options and are paid out of the contract each year. The fund fee rate for this fund is a Level 4. MERs and guarantee fees affect you because they reduce the return you get on your investment. For details about how the guarantees work, see your Information Folder and Contract.

Guarantee option	MER (Annual rate as a % of the fund value)	Management fee (%)	Fund fee rate (%)
InvestmentPlus 75/75	2.92	1.89	—
InvestmentPlus 75/100	3.26	2.93	—
IncomePlus	2.95	1.89	1.15
EstatePlus	2.92	1.89	0.55

#### Trailing commission

Manulife pays a trailing commission of up to 1.00% of the value of your investments each year for as long as you own the fund. It is for the services and advice your advisor provides to you. The trailing commission is paid out of the management fee. You don't pay these expenses directly. The rate depends on the sales charge option you choose.

### 3. Other Fees

Trading Fees apply to all guarantee options and sales charge options and are paid to Manulife.

Fee	What you pay
<b>Frequent Trading Fee</b>	2% of the value of units you trade for switches exceeding 5 per year.
<b>Early Withdrawal Fee</b>	2% of the value of units you sell or transfer within 90 days of buying them.
<b>Small Policy Fee</b>	\$100 annual fee is applied to IncomePlus with a GWB Benefit Base that is below the initial deposit minimum. It is also applied to EstatePlus with a Death Benefit Guarantee that is below the initial deposit minimum.

### What if I change my mind?

You can change your mind about your investment in a fund within two business days of the earlier of the date you received confirmation or five business days after it is mailed. You can also change your mind about subsequent transactions you make under the contract within two business days of the earlier of the date you received confirmation or five business days after it is mailed. In this case, the right to cancel only applies to the new transaction.

You have to tell us in writing that you want to cancel. The amount returned will be the lesser of the amount you invested, or the value of the fund if it has gone down. The amount returned only applies to the specific transaction and will include a refund of any sales charges or other fees you paid.

## Objective and Strategy

**Objective:** The bundle is an investment solution that incorporates components from three Fidelity Mutual Funds including a global equity fund, a Canadian equity fund, and a fixed income fund. Typically, this fund will maintain an asset mix of approximately 20% fixed income investments and 80% equities.

**Strategy:** This fund will invest in units of multiple underlying funds. The strategy for this fund is available through the Investment Policy Statement (IPS).

## Information specific to Elite and F-Class sales charge options

### Elite (available only to GIF Select InvestmentPlus 75/75 contracts opened on or before October 3, 2014)

This section shows the information specific to the Elite sales charge option of this fund. When investing a minimum of \$1 million dollars you may qualify for Elite pricing which offers a lower management expense ratio than other sales charge options in the same product.

#### What you pay

- For the Elite front-end sales charge option, you pay up to 3.0% of the amount you invest.
- For the Elite back-end and Elite low-load sales charge options, refer to the sales charge table on page 2 for details.
- These are separate fees in addition to the MER.

Guarantee option	Minimum investment (\$)	MER (%)	Management fee (%)	Net asset value per unit (\$)	Units outstanding
InvestmentPlus 75/75	1,000,000	2.17	1.27	24.6294	10
InvestmentPlus 75/100	1,000,000	2.65	2.38	10.0000	10
IncomePlus	1,000,000	2.25	1.27	21.3135	16,777
EstatePlus	1,000,000	2.17	1.27	24.6294	6,761

### F-Class

This section shows the information specific to the F-Class sales charge option of this fund. Funds in the F-Class sales charge option are available for investors who have fee-based or wrap accounts with their dealer.

#### What you pay

- Sales charges are generally negotiated between you and your dealer
- Collection of these fees will occur within the dealer account and not from the contract
- These are separate fees in addition to the MER

Guarantee option	Minimum investment (\$)	MER (%)	Management fee (%)	Net asset value per unit (\$)	Units outstanding
InvestmentPlus 75/75	1,000	1.87	1.12	23.6588	10
InvestmentPlus 75/100	1,000	2.15	1.93	10.0000	10
IncomePlus	25,000	1.88	1.12	22.2902	10
EstatePlus	10,000	1.87	1.12	23.6588	—

## For more information

This summary may not contain all the information you need. Please read the Information Folder and Contract or you may contact us at:

### Manulife

500 King Street North, Waterloo ON N2J4C6

www.manulifeim.ca

Canada, Outside of Quebec 1-888-790-4387

Quebec & French Business 1-800-355-6776

The Manufacturers Life Insurance Company (Manulife) is the issuer of insurance contracts containing Manulife segregated funds and the guarantor of any guarantee provisions therein. Manulife, Manulife & Stylized M Design, and Stylized M Design are trademarks of The Manufacturers Life Insurance Company and are used by it, and by its affiliates under license.

## Fund Facts — GIF Select

# Manulife Fidelity Monthly Income GIF Select

## Quick Facts

**Date Fund Available:** October 2009

**Underlying Fund Manager:** Fidelity Investments Canada ULC

**Total Fund Value:** \$635,973,854

**Date Fund Created:** October 2006

**Total Units Outstanding:** 31,066,378

**Portfolio Turnover Rate:** 7.31%

Guarantee option	Minimum investment (\$)	MER (%)	Management fee (%)	Net asset value per unit (\$)	Units outstanding
InvestmentPlus 75/75	1,000	2.77	2.19	20.8423	5,733,825
InvestmentPlus 75/100	1,000	3.08	2.77	10.0000	10
IncomePlus	25,000	2.78	2.19	15.7161	508,418
EstatePlus	10,000	2.77	2.19	20.8423	1,308,652

Contracts opened on or after October 28, 2013 will not have access to funds in the IncomePlus Series unless it is a sale resulting from a transfer from an existing contract that holds the IncomePlus Series. EstatePlus Series is only available to clients with GIF Select contracts opened on or before May 13, 2016. For information on Elite and F-Class sales charge options, refer to page 3.

## What does the fund invest in?

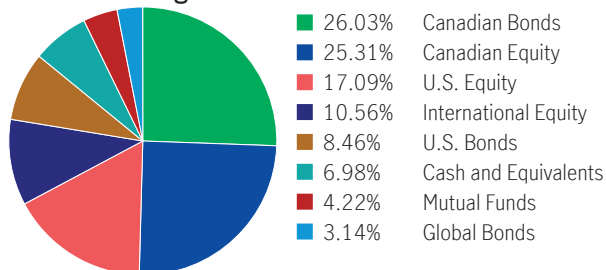
This segregated fund has a “fund-of-fund” structure and invests into the Fidelity Monthly Income Fund. The underlying mutual fund trust holds primarily Canadian equities and Canadian fixed income investments.

## Top 10 investments (of the underlying fund)

Fidelity American High Yield Fund	4.22%
High Yield Investments Directly Held	2.32%
Bx Commercial Mortgage Trust 2022-Lp2, 2/15/2027	2.22%
iShares Comex Gold Trust ETF	2.08%
United States Treasury Note, 3.63%, 3/31/2030	1.99%
Alimentation Couche-Tard Inc. Multiple Vtg Sh	1.39%
Rogers Communications Inc. Cl B Non Vtg	1.22%
United States Treasury Note, 3.63%, 2/15/2053	1.18%
Toronto-Dominion Bank Com New	1.09%
Canadian National Railwaypany	1.07%
<b>Total</b>	<b>18.78%</b>

Total investments: 1501

## Investment Segmentation



## Are there any guarantees?

This fund is being offered under an insurance contract. It comes with guarantees that may protect your investment if the markets go down. The MER includes a separate insurance fee that is charged for the guarantees. For details, please refer to the Information Folder and Contract.

## Who is this fund for?

This fund may be right for a person seeking a balance of growth and interest income and who is comfortable with the ups and downs of the equity and bond markets.

## How has the fund performed?

This section tells you how the fund has performed over the past 10 years for a contractholder who has chosen InvestmentPlus 75/75. Returns are after the MER has been deducted.

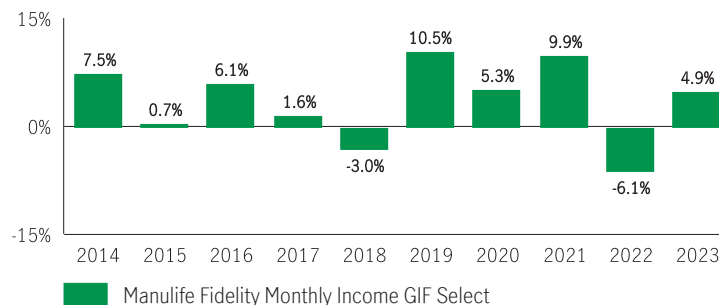
It's important to note that this doesn't tell you how the fund will perform in the future. Also, your actual return will depend on the guarantee option and sales charge option you choose and on your personal tax situation.

## Average return

A person who invested \$1,000 in the fund and chose InvestmentPlus 75/75 10 years ago has \$1,425.22 on December 31, 2023. This works out to an average of 3.61% per year.

## Year-by-year returns

Any values close to zero may not be visible. This chart shows how the fund has performed in each of the past 10 years for a contractholder who chose the InvestmentPlus 75/75. In the last 10 years the fund was up in value 8 years and down in value 2 years.



For illustration purposes only. Actual segregated fund performance could be expected to vary and will depend on the guarantee option you choose.

## How risky is it?

The value of your investments can go down. Please see the Information Folder for further details.



## How much does it cost?

The following tables show the fees and expenses you could pay to invest in or sell units of the fund, and will depend on the guarantee option and sales charge option you choose. The ongoing fees and expenses are different for each guarantee option.

### 1. Sales Charges

Sales charge option	What you pay	How it works
Front End Sales Charge	Up to 5.0% of the amount you invest	<ul style="list-style-type: none"> <li>You and your advisor decide on the rate</li> <li>The initial sales charge is deducted from the amount you invest. It is paid as a commission</li> </ul>
Deferred Sales Charge (DSC) *	<b>If you sell within:</b> 1 year of buying 5.50 2 years of buying 5.00 3 years of buying 5.00 4 years of buying 4.00 5 years of buying 4.00 6 years of buying 3.00 7 years of buying 2.00 After 7 years 0.00	<ul style="list-style-type: none"> <li>The sales charge is deducted from the amount you sell</li> <li>You can sell up to 10% (20% for RRIF tax types) of your units each year without paying a sales charge</li> <li>You can switch to units of other funds within the same guarantee option and sales charge option without paying any sales charge. The sales charge schedule will be based on the date you invest in your first fund</li> <li>Any sales charge you pay goes to Manulife</li> </ul>
Low Load Sales Charge *	<b>If you sell within:</b> 1 year of buying 2.50 2 years of buying 2.00 3 years of buying 1.50 After 3 years 0.00	
No Load Sales Charge	There are no charges to you.	Your servicing advisor may have to return a portion of the commission to Manulife if you sell units within the first 2 or 4 years from deposit, depending on the applicable chargeback schedule.

\* **Deferred** and **Low Load** sales charge options no longer allow new deposits, subsequent deposits, new or existing PACs or switches in from other sales charge options. Switches within the same sales charge option are permitted. Existing investments in these sales charge options will remain invested and the existing sales charge schedule will apply to any withdrawals.

### 2. Ongoing Fund Expenses

The management expense ratio (MER) includes the management fee and operating expenses of the fund and, if applicable, any underlying fund(s). The MER includes the insurance cost for the guarantee. You don't pay these expenses directly. Additional fees will apply to the IncomePlus and EstatePlus guarantee options and are paid out of the contract each year. The fund fee rate for this fund is a Level 4. MERs and guarantee fees affect you because they reduce the return you get on your investment. For details about how the guarantees work, see your Information Folder and Contract.

Guarantee option	MER (Annual rate as a % of the fund value)	Management fee (%)	Fund fee rate (%)
InvestmentPlus 75/75	2.77	2.19	—
InvestmentPlus 75/100	3.08	2.77	—
IncomePlus	2.78	2.19	1.15
EstatePlus	2.77	2.19	0.55

#### Trailing commission

Manulife pays a trailing commission of up to 1.00% of the value of your investments each year for as long as you own the fund. It is for the services and advice your advisor provides to you. The trailing commission is paid out of the management fee. You don't pay these expenses directly. The rate depends on the sales charge option you choose.

### 3. Other Fees

Trading Fees apply to all guarantee options and sales charge options and are paid to Manulife.

Fee	What you pay
<b>Frequent Trading Fee</b>	2% of the value of units you trade for switches exceeding 5 per year.
<b>Early Withdrawal Fee</b>	2% of the value of units you sell or transfer within 90 days of buying them.
<b>Small Policy Fee</b>	\$100 annual fee is applied to IncomePlus with a GWB Benefit Base that is below the initial deposit minimum. It is also applied to EstatePlus with a Death Benefit Guarantee that is below the initial deposit minimum.

## What if I change my mind?

You can change your mind about your investment in a fund within two business days of the earlier of the date you received confirmation or five business days after it is mailed. You can also change your mind about subsequent transactions you make under the contract within two business days of the earlier of the date you received confirmation or five business days after it is mailed. In this case, the right to cancel only applies to the new transaction.

You have to tell us in writing that you want to cancel. The amount returned will be the lesser of the amount you invested, or the value of the fund if it has gone down. The amount returned only applies to the specific transaction and will include a refund of any sales charges or other fees you paid.

## Objective and Strategy

Unless otherwise noted, the investment objective of the underlying fund is the same or substantially similar as the segregated fund objective. Refer to the underlying fund Prospectus and/or the Investment Policy Statement (IPS) for the complete objective and strategy of the underlying fund.

**Objective:** The Fund aims to achieve a combination of a steady flow of income and the potential for capital gains. It invests primarily in a mix of Canadian equity securities, Canadian fixed income securities, U.S. commercial mortgage-backed securities, and U.S. higher yielding, lower quality fixed income securities, preferred stocks and convertible securities. The Fund can invest in these securities either directly or indirectly through investments in underlying funds.

**Strategy:** This Fund will invest in units of the underlying mutual fund or a substantially similar fund.

## Information specific to Elite and F-Class sales charge options

### Elite (available only to GIF Select InvestmentPlus 75/75 contracts opened on or before October 3, 2014)

This section shows the information specific to the Elite sales charge option of this fund. When investing a minimum of \$1 million dollars you may qualify for Elite pricing which offers a lower management expense ratio than other sales charge options in the same product.

#### What you pay

- For the Elite front-end sales charge option, you pay up to 3.0% of the amount you invest.
- For the Elite back-end and Elite low-load sales charge options, refer to the sales charge table on page 2 for details.
- These are separate fees in addition to the MER.

Guarantee option	Minimum investment (\$)	MER (%)	Management fee (%)	Net asset value per unit (\$)	Units outstanding
InvestmentPlus 75/75	1,000,000	2.09	1.69	22.8917	37,089
InvestmentPlus 75/100	1,000,000	2.48	2.22	10.0000	10
IncomePlus	1,000,000	2.15	1.69	16.8585	11,346
EstatePlus	1,000,000	2.09	1.69	22.8917	64,265

## F-Class

This section shows the information specific to the F-Class sales charge option of this fund. Funds in the F-Class sales charge option are available for investors who have fee-based or wrap accounts with their dealer.

#### What you pay

- Sales charges are generally negotiated between you and your dealer
- Collection of these fees will occur within the dealer account and not from the contract
- These are separate fees in addition to the MER

Guarantee option	Minimum investment (\$)	MER (%)	Management fee (%)	Net asset value per unit (\$)	Units outstanding
InvestmentPlus 75/75	1,000	1.74	1.43	20.7381	45,856
InvestmentPlus 75/100	1,000	1.98	1.77	10.0000	10
IncomePlus	25,000	1.75	1.43	17.8715	10
EstatePlus	10,000	1.74	1.43	20.7381	—

## For more information

This summary may not contain all the information you need. Please read the Information Folder and Contract or you may contact us at:

### Manulife

500 King Street North, Waterloo ON N2J4C6  
www.manulifeim.ca  
Canada, Outside of Quebec 1-888-790-4387  
Quebec & French Business 1-800-355-6776

The Manufacturers Life Insurance Company (Manulife) is the issuer of insurance contracts containing Manulife segregated funds and the guarantor of any guarantee provisions therein. Manulife, Manulife & Stylized M Design, and Stylized M Design are trademarks of The Manufacturers Life Insurance Company and are used by it, and by its affiliates under license.

Fund Facts — GIF Select

**Manulife Focused Bundle GIF Select**

**Quick Facts**

**Date Fund Available:** October 2009      **Fund Manager:** Manulife      **Total Fund Value:** \$22,004,836  
**Date Fund Created:** October 2009      **Total Units Outstanding:** 1,301,501      **Portfolio Turnover Rate:** 19.95%

Guarantee option	Minimum investment (\$)	MER (%)	Management fee (%)	Net asset value per unit (\$)	Units outstanding
InvestmentPlus 75/75	1,000	2.92	1.89	17.3614	294,844
IncomePlus	25,000	2.92	1.89	15.1757	85,532
EstatePlus	10,000	2.92	1.89	17.3614	46,446

Contracts opened on or after October 28, 2013 will not have access to funds in the IncomePlus Series unless it is a sale resulting from a transfer from an existing contract that holds the IncomePlus Series. EstatePlus Series is only available to clients with GIF Select contracts opened on or before May 13, 2016. For information on Elite and F-Class sales charge options, refer to page 3.

**What does the fund invest in?**

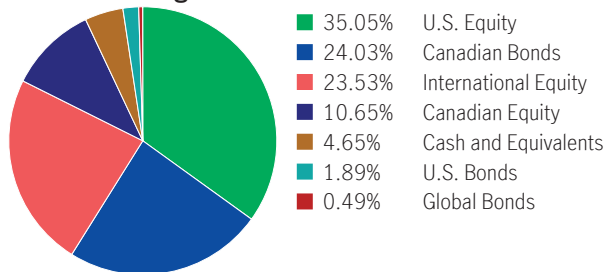
This segregated fund has a “fund-of-fund” structure that invests into a basket of funds which includes, but is not limited to, mutual funds. The underlying funds hold primarily Canadian equities and Canadian fixed income investments.

**Top 10 investments**

Manulife Global Franchise Fund	49.66%
Manulife Bond Fund	30.49%
Manulife Dividend Income Plus Fund	20.08%
<b>Total</b>	<b>100.23%</b>

**Total**  
Total investments: 3

**Investment Segmentation**



**How has the fund performed?**

This section tells you how the fund has performed over the past 10 years for a contractholder who has chosen InvestmentPlus 75/75. Returns are after the MER has been deducted.

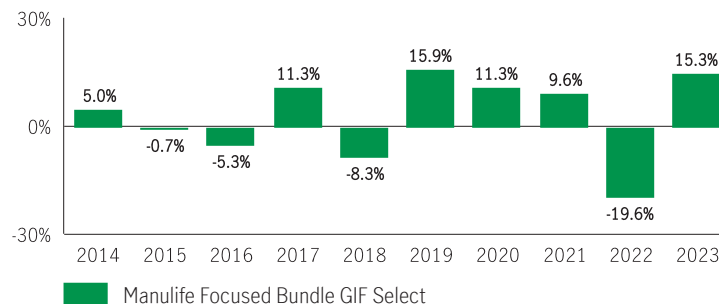
It's important to note that this doesn't tell you how the fund will perform in the future. Also, your actual return will depend on the guarantee option and sales charge option you choose and on your personal tax situation.

**Average return**

A person who invested \$1,000 in the fund and chose InvestmentPlus 75/75 10 years ago has \$1,320.19 on December 31, 2023. This works out to an average of 2.82% per year.

**Year-by-year returns** Any values close to zero may not be visible.

This chart shows how the fund has performed in each of the past 10 years for a contractholder who chose the InvestmentPlus 75/75. In the last 10 years the fund was up in value 6 years and down in value 4 years.



For illustration purposes only. Actual segregated fund performance could be expected to vary and will depend on the guarantee option you choose.

**Are there any guarantees?**

This fund is being offered under an insurance contract. It comes with guarantees that may protect your investment if the markets go down. The MER includes a separate insurance fee that is charged for the guarantees. For details, please refer to the Information Folder and Contract.

**Who is this fund for?**

This fund may be right for a person seeking a balance of growth and interest income and who is comfortable with the ups and downs of the equity and bond markets.

**How risky is it?**

The value of your investments can go down. Please see the Information Folder for further details.



## How much does it cost?

The following tables show the fees and expenses you could pay to invest in or sell units of the fund, and will depend on the guarantee option and sales charge option you choose. The ongoing fees and expenses are different for each guarantee option.

### 1. Sales Charges

Sales charge option	What you pay	How it works																		
Front End Sales Charge	Up to 5.0% of the amount you invest	<ul style="list-style-type: none"> <li>You and your advisor decide on the rate</li> <li>The initial sales charge is deducted from the amount you invest. It is paid as a commission</li> </ul>																		
Deferred Sales Charge (DSC) *	<b>If you sell within:</b> <table border="1"> <thead> <tr> <th></th> <th>%</th> </tr> </thead> <tbody> <tr> <td>1 year of buying</td> <td>5.50</td> </tr> <tr> <td>2 years of buying</td> <td>5.00</td> </tr> <tr> <td>3 years of buying</td> <td>5.00</td> </tr> <tr> <td>4 years of buying</td> <td>4.00</td> </tr> <tr> <td>5 years of buying</td> <td>4.00</td> </tr> <tr> <td>6 years of buying</td> <td>3.00</td> </tr> <tr> <td>7 years of buying</td> <td>2.00</td> </tr> <tr> <td>After 7 years</td> <td>0.00</td> </tr> </tbody> </table>		%	1 year of buying	5.50	2 years of buying	5.00	3 years of buying	5.00	4 years of buying	4.00	5 years of buying	4.00	6 years of buying	3.00	7 years of buying	2.00	After 7 years	0.00	<ul style="list-style-type: none"> <li>The sales charge is deducted from the amount you sell</li> <li>You can sell up to 10% (20% for RRIF tax types) of your units each year without paying a sales charge</li> <li>You can switch to units of other funds within the same guarantee option and sales charge option without paying any sales charge. The sales charge schedule will be based on the date you invest in your first fund</li> <li>Any sales charge you pay goes to Manulife</li> </ul>
	%																			
1 year of buying	5.50																			
2 years of buying	5.00																			
3 years of buying	5.00																			
4 years of buying	4.00																			
5 years of buying	4.00																			
6 years of buying	3.00																			
7 years of buying	2.00																			
After 7 years	0.00																			
Low Load Sales Charge *	<b>If you sell within:</b> <table border="1"> <thead> <tr> <th></th> <th>%</th> </tr> </thead> <tbody> <tr> <td>1 year of buying</td> <td>2.50</td> </tr> <tr> <td>2 years of buying</td> <td>2.00</td> </tr> <tr> <td>3 years of buying</td> <td>1.50</td> </tr> <tr> <td>After 3 years</td> <td>0.00</td> </tr> </tbody> </table>		%	1 year of buying	2.50	2 years of buying	2.00	3 years of buying	1.50	After 3 years	0.00									
	%																			
1 year of buying	2.50																			
2 years of buying	2.00																			
3 years of buying	1.50																			
After 3 years	0.00																			
No Load Sales Charge	There are no charges to you.	Your servicing advisor may have to return a portion of the commission to Manulife if you sell units within the first 2 or 4 years from deposit, depending on the applicable chargeback schedule.																		

\* **Deferred** and **Low Load** sales charge options no longer allow new deposits, subsequent deposits, new or existing PACs or switches in from other sales charge options. Switches within the same sales charge option are permitted. Existing investments in these sales charge options will remain invested and the existing sales charge schedule will apply to any withdrawals.

### 2. Ongoing Fund Expenses

The management expense ratio (MER) includes the management fee and operating expenses of the fund and, if applicable, any underlying fund(s). The MER includes the insurance cost for the guarantee. You don't pay these expenses directly. Additional fees will apply to the IncomePlus and EstatePlus guarantee options and are paid out of the contract each year. The fund fee rate for this fund is a Level 4. MERs and guarantee fees affect you because they reduce the return you get on your investment. For details about how the guarantees work, see your Information Folder and Contract.

Guarantee option	MER (Annual rate as a % of the fund value)	Management fee (%)	Fund fee rate (%)
InvestmentPlus 75/75	2.92	1.89	—
IncomePlus	2.92	1.89	1.15
EstatePlus	2.92	1.89	0.55

#### Trailing commission

Manulife pays a trailing commission of up to 1.00% of the value of your investments each year for as long as you own the fund. It is for the services and advice your advisor provides to you. The trailing commission is paid out of the management fee. You don't pay these expenses directly. The rate depends on the sales charge option you choose.

### 3. Other Fees

Trading Fees apply to all guarantee options and sales charge options and are paid to Manulife.

Fee	What you pay
<b>Frequent Trading Fee</b>	2% of the value of units you trade for switches exceeding 5 per year.
<b>Early Withdrawal Fee</b>	2% of the value of units you sell or transfer within 90 days of buying them.
<b>Small Policy Fee</b>	\$100 annual fee is applied to IncomePlus with a GWB Benefit Base that is below the initial deposit minimum. It is also applied to EstatePlus with a Death Benefit Guarantee that is below the initial deposit minimum.

## What if I change my mind?

You can change your mind about your investment in a fund within two business days of the earlier of the date you received confirmation or five business days after it is mailed. You can also change your mind about subsequent transactions you make under the contract within two business days of the earlier of the date you received confirmation or five business days after it is mailed. In this case, the right to cancel only applies to the new transaction.

You have to tell us in writing that you want to cancel. The amount returned will be the lesser of the amount you invested, or the value of the fund if it has gone down. The amount returned only applies to the specific transaction and will include a refund of any sales charges or other fees you paid.

## Objective and Strategy

**Objective:** The objective of this fund is to provide growth and interest income by investing in a bundle of underlying Manulife mutual funds.

**Strategy:** This fund will invest in units of multiple underlying funds. The strategy for this fund is available through the Investment Policy Statement (IPS).

## Information specific to Elite and F-Class sales charge options

### Elite (available only to GIF Select InvestmentPlus 75/75 contracts opened on or before October 3, 2014)

This section shows the information specific to the Elite sales charge option of this fund. When investing a minimum of \$1 million dollars you may qualify for Elite pricing which offers a lower management expense ratio than other sales charge options in the same product.

#### What you pay

- For the Elite front-end sales charge option, you pay up to 3.0% of the amount you invest.
- For the Elite back-end and Elite low-load sales charge options, refer to the sales charge table on page 2 for details.
- These are separate fees in addition to the MER.

Guarantee option	Minimum investment (\$)	MER (%)	Management fee (%)	Net asset value per unit (\$)	Units outstanding
InvestmentPlus 75/75	1,000,000	2.10	1.27	19.0588	6,352
IncomePlus	1,000,000	2.26	1.27	16.4071	10
EstatePlus	1,000,000	2.10	1.27	19.0588	—

### F-Class

This section shows the information specific to the F-Class sales charge option of this fund. Funds in the F-Class sales charge option are available for investors who have fee-based or wrap accounts with their dealer.

#### What you pay

- Sales charges are generally negotiated between you and your dealer
- Collection of these fees will occur within the dealer account and not from the contract
- These are separate fees in addition to the MER

Guarantee option	Minimum investment (\$)	MER (%)	Management fee (%)	Net asset value per unit (\$)	Units outstanding
InvestmentPlus 75/75	1,000	1.88	1.12	18.7860	10
IncomePlus	25,000	1.88	1.12	17.6988	10
EstatePlus	10,000	1.88	1.12	18.7860	—

## For more information

This summary may not contain all the information you need. Please read the Information Folder and Contract or you may contact us at:

### Manulife

500 King Street North, Waterloo ON N2J4C6

www.manulifeim.ca

Canada, Outside of Quebec 1-888-790-4387

Quebec & French Business 1-800-355-6776



## Fund Facts — GIF Select

**Manulife Fundamental Income GIF Select**
**Quick Facts**

**Date Fund Available:** August 2015      **Underlying Fund Manager:** Manulife Investment Management Limited      **Total Fund Value:** \$804,304,382  
**Date Fund Created:** August 2015      **Total Units Outstanding:** 57,052,424      **Portfolio Turnover Rate:** 3.64%

Guarantee option	Minimum investment (\$)	MER (%)	Management fee (%)	Net asset value per unit (\$)	Units outstanding
InvestmentPlus 75/75	1,000	2.66	1.72	14.2012	5,785,914
InvestmentPlus 75/100	1,000	2.97	2.67	10.0000	10
IncomePlus	25,000	2.66	1.72	14.2064	530,575
EstatePlus	10,000	2.66	1.72	14.2012	1,094,902

Contracts opened on or after October 28, 2013 will not have access to funds in the IncomePlus Series unless it is a sale resulting from a transfer from an existing contract that holds the IncomePlus Series. EstatePlus Series is only available to clients with GIF Select contracts opened on or before May 13, 2016. For information on Elite and F-Class sales charge options, refer to page 3.

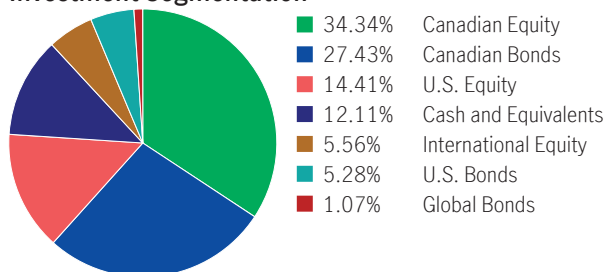
**What does the fund invest in?**

This segregated fund has a “fund-of-fund” structure and invests into the Manulife Fundamental Income Fund. The underlying mutual fund trust holds primarily Canadian equities and fixed income investments.

**Top 10 investments (of the underlying fund)**

Toronto-Dominion Bank Com New	3.34%
Constellation Software Inc.	2.35%
Canadian National Railwaypany	2.24%
Canadian Pacific Kansas City Limited	2.22%
TMX Group Limited	2.02%
Microsoft Corp.	1.84%
Bank of Montreal	1.83%
Intact Financial Corporation	1.78%
Empire Co. Ltd. CI A	1.71%
Province of Ontario, 2.55%, 12/2/2052	1.52%
<b>Total</b>	<b>20.84%</b>

Total investments: 346

**Investment Segmentation**

**Are there any guarantees?**

This fund is being offered under an insurance contract. It comes with guarantees that may protect your investment if the markets go down. The MER includes a separate insurance fee that is charged for the guarantees. For details, please refer to the Information Folder and Contract.

**Who is this fund for?**

This fund may be right for a person seeking a balance of growth and interest income and who is comfortable with the ups and downs of the equity market.

**How has the fund performed?**

This section tells you how the fund has performed over the past 8 years for a contractholder who has chosen InvestmentPlus 75/75. Returns are after the MER has been deducted.

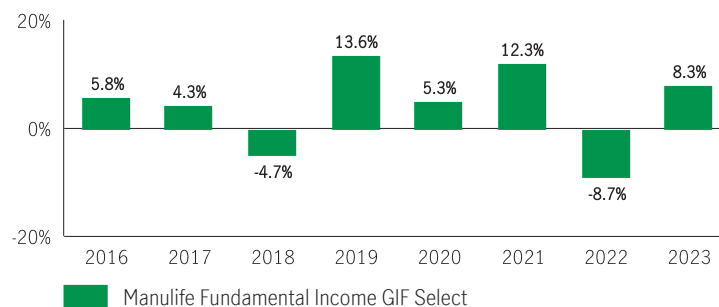
It's important to note that this doesn't tell you how the fund will perform in the future. Also, your actual return will depend on the guarantee option and sales charge option you choose and on your personal tax situation.

**Average return**

A person who invested \$1,000 in the fund and chose InvestmentPlus 75/75 on August 24, 2015 has \$1,420.45 on December 31, 2023. This works out to an average of 4.29% per year.

**Year-by-year returns** Any values close to zero may not be visible.

This chart shows how the fund has performed in each of the past 8 years for a contractholder who chose the InvestmentPlus 75/75. In the last 8 years the fund was up in value 6 years and down in value 2 years.



For illustration purposes only. Actual segregated fund performance could be expected to vary and will depend on the guarantee option you choose.

**How risky is it?**

The value of your investments can go down. Please see the Information Folder for further details.



## How much does it cost?

The following tables show the fees and expenses you could pay to invest in or sell units of the fund, and will depend on the guarantee option and sales charge option you choose. The ongoing fees and expenses are different for each guarantee option.

### 1. Sales Charges

Sales charge option	What you pay	How it works																		
Front End Sales Charge	Up to 5.0% of the amount you invest	<ul style="list-style-type: none"> <li>You and your advisor decide on the rate</li> <li>The initial sales charge is deducted from the amount you invest. It is paid as a commission</li> </ul>																		
Deferred Sales Charge (DSC) *	<b>If you sell within:</b> <table border="1"> <thead> <tr> <th></th> <th>%</th> </tr> </thead> <tbody> <tr> <td>1 year of buying</td> <td>5.50</td> </tr> <tr> <td>2 years of buying</td> <td>5.00</td> </tr> <tr> <td>3 years of buying</td> <td>5.00</td> </tr> <tr> <td>4 years of buying</td> <td>4.00</td> </tr> <tr> <td>5 years of buying</td> <td>4.00</td> </tr> <tr> <td>6 years of buying</td> <td>3.00</td> </tr> <tr> <td>7 years of buying</td> <td>2.00</td> </tr> <tr> <td>After 7 years</td> <td>0.00</td> </tr> </tbody> </table>		%	1 year of buying	5.50	2 years of buying	5.00	3 years of buying	5.00	4 years of buying	4.00	5 years of buying	4.00	6 years of buying	3.00	7 years of buying	2.00	After 7 years	0.00	<ul style="list-style-type: none"> <li>The sales charge is deducted from the amount you sell</li> <li>You can sell up to 10% (20% for RRIF tax types) of your units each year without paying a sales charge</li> <li>You can switch to units of other funds within the same guarantee option and sales charge option without paying any sales charge. The sales charge schedule will be based on the date you invest in your first fund</li> <li>Any sales charge you pay goes to Manulife</li> </ul>
	%																			
1 year of buying	5.50																			
2 years of buying	5.00																			
3 years of buying	5.00																			
4 years of buying	4.00																			
5 years of buying	4.00																			
6 years of buying	3.00																			
7 years of buying	2.00																			
After 7 years	0.00																			
Low Load Sales Charge *	<b>If you sell within:</b> <table border="1"> <thead> <tr> <th></th> <th>%</th> </tr> </thead> <tbody> <tr> <td>1 year of buying</td> <td>2.50</td> </tr> <tr> <td>2 years of buying</td> <td>2.00</td> </tr> <tr> <td>3 years of buying</td> <td>1.50</td> </tr> <tr> <td>After 3 years</td> <td>0.00</td> </tr> </tbody> </table>		%	1 year of buying	2.50	2 years of buying	2.00	3 years of buying	1.50	After 3 years	0.00									
	%																			
1 year of buying	2.50																			
2 years of buying	2.00																			
3 years of buying	1.50																			
After 3 years	0.00																			
No Load Sales Charge	There are no charges to you.	Your servicing advisor may have to return a portion of the commission to Manulife if you sell units within the first 2 or 4 years from deposit, depending on the applicable chargeback schedule.																		

\* **Deferred** and **Low Load** sales charge options no longer allow new deposits, subsequent deposits, new or existing PACs or switches in from other sales charge options. Switches within the same sales charge option are permitted. Existing investments in these sales charge options will remain invested and the existing sales charge schedule will apply to any withdrawals.

### 2. Ongoing Fund Expenses

The management expense ratio (MER) includes the management fee and operating expenses of the fund and, if applicable, any underlying fund(s). The MER includes the insurance cost for the guarantee. You don't pay these expenses directly. Additional fees will apply to the IncomePlus and EstatePlus guarantee options and are paid out of the contract each year. The fund fee rate for this fund is a Level 4. MERs and guarantee fees affect you because they reduce the return you get on your investment. For details about how the guarantees work, see your Information Folder and Contract.

Guarantee option	MER (Annual rate as a % of the fund value)	Management fee (%)	Fund fee rate (%)
InvestmentPlus 75/75	2.66	1.72	—
InvestmentPlus 75/100	2.97	2.67	—
IncomePlus	2.66	1.72	1.15
EstatePlus	2.66	1.72	0.55

#### Trailing commission

Manulife pays a trailing commission of up to 1.00% of the value of your investments each year for as long as you own the fund. It is for the services and advice your advisor provides to you. The trailing commission is paid out of the management fee. You don't pay these expenses directly. The rate depends on the sales charge option you choose.

### 3. Other Fees

Trading Fees apply to all guarantee options and sales charge options and are paid to Manulife.

Fee	What you pay
<b>Frequent Trading Fee</b>	2% of the value of units you trade for switches exceeding 5 per year.
<b>Early Withdrawal Fee</b>	2% of the value of units you sell or transfer within 90 days of buying them.
<b>Small Policy Fee</b>	\$100 annual fee is applied to IncomePlus with a GWB Benefit Base that is below the initial deposit minimum. It is also applied to EstatePlus with a Death Benefit Guarantee that is below the initial deposit minimum.

## What if I change my mind?

You can change your mind about your investment in a fund within two business days of the earlier of the date you received confirmation or five business days after it is mailed. You can also change your mind about subsequent transactions you make under the contract within two business days of the earlier of the date you received confirmation or five business days after it is mailed. In this case, the right to cancel only applies to the new transaction.

You have to tell us in writing that you want to cancel. The amount returned will be the lesser of the amount you invested, or the value of the fund if it has gone down. The amount returned only applies to the specific transaction and will include a refund of any sales charges or other fees you paid.

## Objective and Strategy

Unless otherwise noted, the investment objective of the underlying fund is the same or substantially similar as the segregated fund objective. Refer to the underlying fund Prospectus and/or the Investment Policy Statement (IPS) for the complete objective and strategy of the underlying fund.

**Objective:** This Balanced Fund aims to provide a regular flow of monthly revenue. The Fund invests primarily in equities and fixed income investments. These securities can be Canadian or foreign.

**Strategy:** This Fund will invest in units of the underlying mutual fund or a substantially similar fund.

## Information specific to Elite and F-Class sales charge options

### Elite (available only to GIF Select InvestmentPlus 75/75 contracts opened on or before October 3, 2014)

This section shows the information specific to the Elite sales charge option of this fund. When investing a minimum of \$1 million dollars you may qualify for Elite pricing which offers a lower management expense ratio than other sales charge options in the same product.

#### What you pay

- For the Elite front-end sales charge option, you pay up to 3.0% of the amount you invest.
- For the Elite back-end and Elite low-load sales charge options, refer to the sales charge table on page 2 for details.
- These are separate fees in addition to the MER.

Guarantee option	Minimum investment (\$)	MER (%)	Management fee (%)	Net asset value per unit (\$)	Units outstanding
InvestmentPlus 75/75	1,000,000	1.87	1.04	15.1551	40,847
InvestmentPlus 75/100	1,000,000	2.36	2.12	10.0000	10
IncomePlus	1,000,000	1.94	1.04	15.5641	9
EstatePlus	1,000,000	1.87	1.04	15.1551	71,048

## F-Class

This section shows the information specific to the F-Class sales charge option of this fund. Funds in the F-Class sales charge option are available for investors who have fee-based or wrap accounts with their dealer.

#### What you pay

- Sales charges are generally negotiated between you and your dealer
- Collection of these fees will occur within the dealer account and not from the contract
- These are separate fees in addition to the MER

Guarantee option	Minimum investment (\$)	MER (%)	Management fee (%)	Net asset value per unit (\$)	Units outstanding
InvestmentPlus 75/75	1,000	1.59	0.81	15.4955	31,645
InvestmentPlus 75/100	1,000	1.87	1.67	10.0000	10
IncomePlus	25,000	1.58	0.81	15.9755	9
EstatePlus	10,000	1.59	0.81	15.4955	22,327

## For more information

This summary may not contain all the information you need. Please read the Information Folder and Contract or you may contact us at:

### Manulife

500 King Street North, Waterloo ON N2J4C6  
www.manulifeim.ca  
Canada, Outside of Quebec 1-888-790-4387  
Quebec & French Business 1-800-355-6776

The Manufacturers Life Insurance Company (Manulife) is the issuer of insurance contracts containing Manulife segregated funds and the guarantor of any guarantee provisions therein. Manulife, Manulife & Stylized M Design, and Stylized M Design are trademarks of The Manufacturers Life Insurance Company and are used by it, and by its affiliates under license.

**Fund Facts — GIF Select**
**Manulife Global Managed Volatility GIF Select**
**Quick Facts**

**Date Fund Available:** September 2014     **Underlying Fund Manager:** Manulife Investment Management Limited     **Total Fund Value:** \$50,846,056  
**Date Fund Created:** October 2013     **Total Units Outstanding:** 4,081,798     **Portfolio Turnover Rate:** 4.76%

Guarantee option	Minimum investment (\$)	MER (%)	Management fee (%)	Net asset value per unit (\$)	Units outstanding
InvestmentPlus 75/75	1,000	2.59	1.72	12.5416	99,978
IncomePlus	25,000	2.49	1.72	12.5733	17,637
EstatePlus	10,000	2.59	1.72	12.5416	34,143

Contracts opened on or after October 28, 2013 will not have access to funds in the IncomePlus Series unless it is a sale resulting from a transfer from an existing contract that holds the IncomePlus Series. EstatePlus Series is only available to clients with GIF Select contracts opened on or before May 13, 2016. For information on Elite and F-Class sales charge options, refer to page 3.

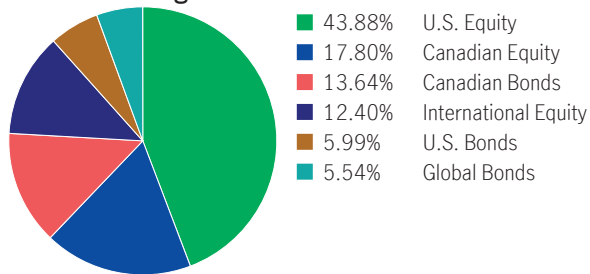
**What does the fund invest in?**

This segregated fund has a “fund-of-fund” structure and invests into the Manulife Global Managed Volatility Portfolio. The underlying mutual fund trust holds primarily ETFs to gain exposure to foreign equity and foreign fixed income investments.

**Top 10 investments (of the underlying fund)**

SPDR BLOOMBERG INTL TREASURY BOND ETF	11.22%
Financial Select Sector SPDR	3.53%
Apple Inc.	1.97%
Microsoft Corp.	1.92%
SPDR BLOOMBERG HIGH YIELD BOND ETF	1.23%
Amazon.com Inc.	1.20%
Royal Bank of Canada	1.10%
Toronto-Dominion Bank Com New	0.92%
NVIDIA Corp.	0.75%
Shopify Inc. Cl A	0.73%
<b>Total</b>	<b>24.56%</b>

Total investments: 20881

**Investment Segmentation**

**Are there any guarantees?**

This fund is being offered under an insurance contract. It comes with guarantees that may protect your investment if the markets go down. The MER includes a separate insurance fee that is charged for the guarantees. For details, please refer to the Information Folder and Contract.

**Who is this fund for?**

This fund may be right for a person seeking the potential for growth and who is comfortable with the ups and downs of the equity and bond markets.

**How has the fund performed?**

This section tells you how the fund has performed over the past 9 years for a contractholder who has chosen InvestmentPlus 75/75. Returns are after the MER has been deducted.

It's important to note that this doesn't tell you how the fund will perform in the future.

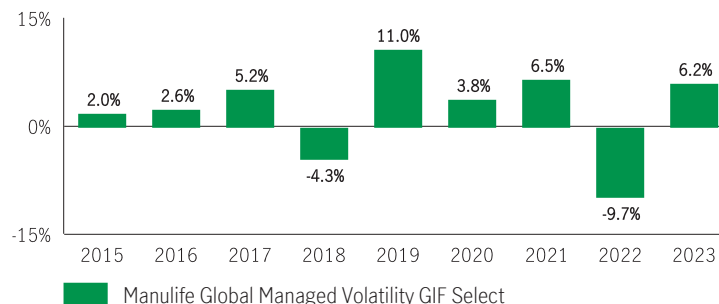
Also, your actual return will depend on the guarantee option and sales charge option you choose and on your personal tax situation.

**Average return**

A person who invested \$1,000 in the fund and chose InvestmentPlus 75/75 on September 19, 2014 has \$1,254.33 on December 31, 2023. This works out to an average of 2.47% per year.

**Year-by-year returns** Any values close to zero may not be visible.

This chart shows how the fund has performed in each of the past 9 years for a contractholder who chose the InvestmentPlus 75/75. In the last 9 years the fund was up in value 7 years and down in value 2 years.



For illustration purposes only. Actual segregated fund performance could be expected to vary and will depend on the guarantee option you choose.

**How risky is it?**

The value of your investments can go down. Please see the Information Folder for further details.



## How much does it cost?

The following tables show the fees and expenses you could pay to invest in or sell units of the fund, and will depend on the guarantee option and sales charge option you choose. The ongoing fees and expenses are different for each guarantee option.

### 1. Sales Charges

Sales charge option	What you pay	How it works																		
Front End Sales Charge	Up to 5.0% of the amount you invest	<ul style="list-style-type: none"> <li>You and your advisor decide on the rate</li> <li>The initial sales charge is deducted from the amount you invest. It is paid as a commission</li> </ul>																		
Deferred Sales Charge (DSC) *	<b>If you sell within:</b> <table border="1"> <thead> <tr> <th></th> <th>%</th> </tr> </thead> <tbody> <tr> <td>1 year of buying</td> <td>5.50</td> </tr> <tr> <td>2 years of buying</td> <td>5.00</td> </tr> <tr> <td>3 years of buying</td> <td>5.00</td> </tr> <tr> <td>4 years of buying</td> <td>4.00</td> </tr> <tr> <td>5 years of buying</td> <td>4.00</td> </tr> <tr> <td>6 years of buying</td> <td>3.00</td> </tr> <tr> <td>7 years of buying</td> <td>2.00</td> </tr> <tr> <td>After 7 years</td> <td>0.00</td> </tr> </tbody> </table>		%	1 year of buying	5.50	2 years of buying	5.00	3 years of buying	5.00	4 years of buying	4.00	5 years of buying	4.00	6 years of buying	3.00	7 years of buying	2.00	After 7 years	0.00	<ul style="list-style-type: none"> <li>The sales charge is deducted from the amount you sell</li> <li>You can sell up to 10% (20% for RRIF tax types) of your units each year without paying a sales charge</li> <li>You can switch to units of other funds within the same guarantee option and sales charge option without paying any sales charge. The sales charge schedule will be based on the date you invest in your first fund</li> <li>Any sales charge you pay goes to Manulife</li> </ul>
	%																			
1 year of buying	5.50																			
2 years of buying	5.00																			
3 years of buying	5.00																			
4 years of buying	4.00																			
5 years of buying	4.00																			
6 years of buying	3.00																			
7 years of buying	2.00																			
After 7 years	0.00																			
Low Load Sales Charge *	<b>If you sell within:</b> <table border="1"> <thead> <tr> <th></th> <th>%</th> </tr> </thead> <tbody> <tr> <td>1 year of buying</td> <td>2.50</td> </tr> <tr> <td>2 years of buying</td> <td>2.00</td> </tr> <tr> <td>3 years of buying</td> <td>1.50</td> </tr> <tr> <td>After 3 years</td> <td>0.00</td> </tr> </tbody> </table>		%	1 year of buying	2.50	2 years of buying	2.00	3 years of buying	1.50	After 3 years	0.00									
	%																			
1 year of buying	2.50																			
2 years of buying	2.00																			
3 years of buying	1.50																			
After 3 years	0.00																			
No Load Sales Charge	There are no charges to you.	Your servicing advisor may have to return a portion of the commission to Manulife if you sell units within the first 2 or 4 years from deposit, depending on the applicable chargeback schedule.																		

\* **Deferred** and **Low Load** sales charge options no longer allow new deposits, subsequent deposits, new or existing PACs or switches in from other sales charge options. Switches within the same sales charge option are permitted. Existing investments in these sales charge options will remain invested and the existing sales charge schedule will apply to any withdrawals.

### 2. Ongoing Fund Expenses

The management expense ratio (MER) includes the management fee and operating expenses of the fund and, if applicable, any underlying fund(s). The MER includes the insurance cost for the guarantee. You don't pay these expenses directly. Additional fees will apply to the IncomePlus and EstatePlus guarantee options and are paid out of the contract each year. The fund fee rate for this fund is a Level 3. MERs and guarantee fees affect you because they reduce the return you get on your investment. For details about how the guarantees work, see your Information Folder and Contract.

Guarantee option	MER (Annual rate as a % of the fund value)	Management fee (%)	Fund fee rate (%)
InvestmentPlus 75/75	2.59	1.72	—
IncomePlus	2.49	1.72	0.85
EstatePlus	2.59	1.72	0.45

#### Trailing commission

Manulife pays a trailing commission of up to 1.00% of the value of your investments each year for as long as you own the fund. It is for the services and advice your advisor provides to you. The trailing commission is paid out of the management fee. You don't pay these expenses directly. The rate depends on the sales charge option you choose.

### 3. Other Fees

Trading Fees apply to all guarantee options and sales charge options and are paid to Manulife.

Fee	What you pay
<b>Frequent Trading Fee</b>	2% of the value of units you trade for switches exceeding 5 per year.
<b>Early Withdrawal Fee</b>	2% of the value of units you sell or transfer within 90 days of buying them.
<b>Small Policy Fee</b>	\$100 annual fee is applied to IncomePlus with a GWB Benefit Base that is below the initial deposit minimum. It is also applied to EstatePlus with a Death Benefit Guarantee that is below the initial deposit minimum.

## What if I change my mind?

You can change your mind about your investment in a fund within two business days of the earlier of the date you received confirmation or five business days after it is mailed. You can also change your mind about subsequent transactions you make under the contract within two business days of the earlier of the date you received confirmation or five business days after it is mailed. In this case, the right to cancel only applies to the new transaction.

You have to tell us in writing that you want to cancel. The amount returned will be the lesser of the amount you invested, or the value of the fund if it has gone down. The amount returned only applies to the specific transaction and will include a refund of any sales charges or other fees you paid.

## Objective and Strategy

Unless otherwise noted, the investment objective of the underlying fund is the same or substantially similar as the segregated fund objective. Refer to the underlying fund Prospectus and/or the Investment Policy Statement (IPS) for the complete objective and strategy of the underlying fund.

**Objective:** This Fund seeks a balance between income and long-term capital growth while seeking to manage overall portfolio volatility.

**Strategy:** This Fund will invest in units of the underlying mutual fund or a substantially similar fund.

## Information specific to Elite and F-Class sales charge options

### Elite (available only to GIF Select InvestmentPlus 75/75 contracts opened on or before October 3, 2014)

This section shows the information specific to the Elite sales charge option of this fund. When investing a minimum of \$1 million dollars you may qualify for Elite pricing which offers a lower management expense ratio than other sales charge options in the same product.

#### What you pay

- For the Elite front-end sales charge option, you pay up to 3.0% of the amount you invest.
- For the Elite back-end and Elite low-load sales charge options, refer to the sales charge table on page 2 for details.
- These are separate fees in addition to the MER.

Guarantee option	Minimum investment (\$)	MER (%)	Management fee (%)	Net asset value per unit (\$)	Units outstanding
InvestmentPlus 75/75	1,000,000	1.94	1.09	13.4611	10
IncomePlus	1,000,000	1.94	1.09	14.2181	10
EstatePlus	1,000,000	1.94	1.09	13.4611	5

### F-Class

This section shows the information specific to the F-Class sales charge option of this fund. Funds in the F-Class sales charge option are available for investors who have fee-based or wrap accounts with their dealer.

#### What you pay

- Sales charges are generally negotiated between you and your dealer
- Collection of these fees will occur within the dealer account and not from the contract
- These are separate fees in addition to the MER

Guarantee option	Minimum investment (\$)	MER (%)	Management fee (%)	Net asset value per unit (\$)	Units outstanding
InvestmentPlus 75/75	1,000	1.58	0.81	13.7592	10
IncomePlus	25,000	1.63	0.81	14.2846	10
EstatePlus	10,000	1.58	0.81	13.7592	4,286

## For more information

This summary may not contain all the information you need. Please read the Information Folder and Contract or you may contact us at:

### Manulife

500 King Street North, Waterloo ON N2J4C6  
www.manulifeim.ca  
Canada, Outside of Quebec 1-888-790-4387  
Quebec & French Business 1-800-355-6776

The Manufacturers Life Insurance Company (Manulife) is the issuer of insurance contracts containing Manulife segregated funds and the guarantor of any guarantee provisions therein. Manulife, Manulife & Stylized M Design, and Stylized M Design are trademarks of The Manufacturers Life Insurance Company and are used by it, and by its affiliates under license.

## Fund Facts — GIF Select

**Manulife High Interest Savings GIF Select**
**Quick Facts**
**Date Fund Available:** October 2009

**Fund Manager:** Manulife

**Total Fund Value:** \$458,911,021

**Date Fund Created:** October 2006

**Total Units Outstanding:** 40,453,212

**Portfolio Turnover Rate:** -

Guarantee option	Minimum investment (\$)	MER (%)	Management fee (%)	Net asset value per unit (\$)	Units outstanding
InvestmentPlus 75/75	1,000	0.00	0.00	11.5096	21,345,215
InvestmentPlus 75/100	1,000	0.00	0.00	10.0000	10
IncomePlus	25,000	0.00	0.00	11.0101	97,415
EstatePlus	10,000	0.00	0.00	11.5096	314,050

Contracts opened on or after October 28, 2013 will not have access to funds in the IncomePlus Series unless it is a sale resulting from a transfer from an existing contract that holds the IncomePlus Series. EstatePlus Series is only available to clients with GIF Select contracts opened on or before May 13, 2016. For information on Elite and F-Class sales charge options, refer to page 3.

**What does the fund invest in?**

This Segregated Fund invests directly into a Manulife Bank demand deposit account.

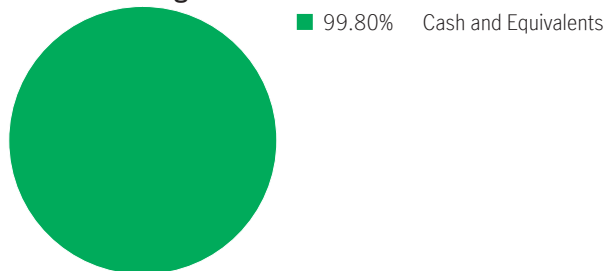
**Top 10 investments**

Canadian Dollar

99.80%

**Total**
**99.80%**

Total investments: 1

**Investment Segmentation**

**How has the fund performed?**

This section tells you how the fund has performed over the past 10 years for a contractholder who has chosen InvestmentPlus 75/75. Returns are after the MER has been deducted.

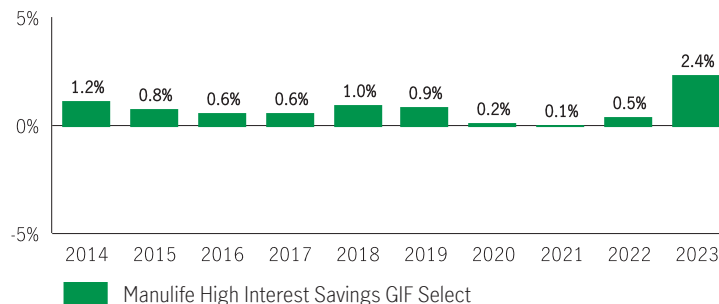
It's important to note that this doesn't tell you how the fund will perform in the future. Also, your actual return will depend on the guarantee option and sales charge option you choose and on your personal tax situation.

**Average return**

A person who invested \$1,000 in the fund and chose InvestmentPlus 75/75 10 years ago has \$1,087.06 on December 31, 2023. This works out to an average of 0.84% per year.

**Year-by-year returns** Any values close to zero may not be visible.

This chart shows how the fund has performed in each of the past 10 years for a contractholder. In the past 10 years the Fund was up in value.



For illustration purposes only. Actual segregated fund performance could be expected to vary and will depend on the guarantee option you choose.

**Are there any guarantees?**

This fund is being offered under an insurance contract. It comes with guarantees that may protect your investment if the markets go down. The MER includes a separate insurance fee that is charged for the guarantees. For details, please refer to the Information Folder and Contract.

**Who is this fund for?**

This fund may be right for a person seeking interest income with an emphasis on capital preservation.

**How risky is it?**

The value of your investments can go down. Please see the Information Folder for further details.



## How much does it cost?

The following tables show the fees and expenses you could pay to invest in or sell units of the fund, and will depend on the guarantee option and sales charge option you choose. The ongoing fees and expenses are different for each guarantee option.

### 1. Sales Charges

Sales charge option	What you pay	How it works
No Load Sales Charge *	There are no charges to you.	If you sell units within the first 4 years from deposit, your servicing advisor may have to return a portion of the commission to Manulife.
Front End Sales Charge *	Up to 5.0% of the amount you invest	<ul style="list-style-type: none"> <li>You and your advisor decide on the rate</li> <li>The initial sales charge is deducted from the amount you invest. It is paid as a commission</li> </ul>
Deferred Sales Charge (DSC) **	<b>If you sell within:</b> 1 year of buying 1.50% 2 years of buying 1.50% 3 years of buying 1.50% 4 years of buying 1.00% 5 years of buying 1.00% 6 years of buying 1.00% 7 years of buying 0.50% After 7 years 0.00%	<ul style="list-style-type: none"> <li>The sales charge is deducted from the amount you sell</li> <li>You can sell up to 10% (20% for RRIF tax types) of your units each year without paying a sales charge</li> <li>You can switch to units of other funds within the same guarantee option and sales charge option without paying any sales charge. The sales charge schedule will be based on the date you invest in your first fund</li> <li>Any sales charge you pay goes to Manulife</li> </ul>
Low Load Sales Charge **	<b>If you sell within:</b> 1 year of buying 1.00% 2 years of buying 0.50% 3 years of buying 0.50% After 3 years 0.00%	

\* Effective on or about September 9th, 2024, **Front-end** and **No-load with commission chargeback** sales charges will no longer allow new deposits, subsequent deposits, new or existing PACs. However, they will remain available for switches within the same sales charge option. Existing PACs will automatically be switched to No-load without commission chargeback which will also be available for new deposits, subsequent deposits, and new PACs.

\*\* **Deferred** and **Low Load** sales charge options no longer allow new deposits, subsequent deposits, new or existing PACs or switches in from other sales charge options. Switches within the same sales charge option are permitted. Existing investments in these sales charge options will remain invested and the existing sales charge schedule will apply to any withdrawals.

### 2. Ongoing Fund Expenses

The management expense ratio (MER) includes the management fee and operating expenses of the fund and, if applicable, any underlying fund(s). The MER includes the insurance cost for the guarantee. You don't pay these expenses directly. MERs and guarantee fees affect you because they reduce the return you get on your investment.

**Manulife is currently waiving the management fee of this fund, at its discretion.**

Rather, Manulife is receiving a negotiated fee from Manulife Bank at a level that allows the fund to provide an interest rate comparable to the returns of Canadian money market segregated funds with similar features. This fee arrangement may change or be terminated at any time. **In the event the fee arrangement is terminated, a management fee not exceeding 1.0% may be charged to the fund.** For details about how the guarantees work, see your Information Folder and Contract.

#### Trailing commission

Manulife pays a trailing commission of up to 0.25% of the value of your investments each year for as long as you own the fund. It is for the services and advice your advisor provides to you. The trailing commission is paid out of the management fee. You don't pay these expenses directly. The rate depends on the sales charge option you choose.

Guarantee option	MER (Annual rate as a % of the fund value)	Management fee (%)	Fund fee rate (%)
InvestmentPlus 75/75	0.00	0.00	—
InvestmentPlus 75/100	0.00	0.00	—
IncomePlus	0.00	0.00	0.55
EstatePlus	0.00	0.00	0.25

### 3. Other Fees

Trading Fees apply to all guarantee options and sales charge options and are paid to Manulife.

Fee	What you pay
Frequent Trading Fee	2% of the value of units you trade for switches exceeding 5 per year.
Early Withdrawal Fee	2% of the value of units you sell or transfer within 90 days of buying them.
Small Policy Fee	\$100 annual fee is applied to IncomePlus with a GWB Benefit Base that is below the initial deposit minimum. It is also applied to EstatePlus with a Death Benefit Guarantee that is below the initial deposit minimum.

## What if I change my mind?

You can change your mind about your investment in a fund within two business days of the earlier of the date you received confirmation or five business days after it is mailed. You can also change your mind about subsequent transactions you make under the contract within two business days of the earlier of the date you received confirmation or five business days after it is mailed. In this case, the right to cancel only applies to the new transaction.

You have to tell us in writing that you want to cancel. The amount returned will be the lesser of the amount you invested, or the value of the fund if it has gone down. The amount returned only applies to the specific transaction and will include a refund of any sales charges or other fees you paid.



## Objective and Strategy

**Objective:** The fund seeks to provide investors with interest income by generally holding all of its portfolio assets on deposit in a demand deposit (cashable) account with an administered interest rate at its affiliate, Manulife Bank of Canada.

**Strategy:** The fund seeks to provide investors with interest income by generally holding all of its portfolio assets on deposit in a demand deposit (cashable) account where Manulife is receiving a negotiated fee from Manulife Bank at a level that allows the fund to provide an interest rate comparable to the returns of Canadian money market segregated funds with similar features. The strategy for this fund is available through the Investment Policy Statement (IPS).

## Information specific to Elite and F-Class sales charge options

### F-Class

This section shows the information specific to the F-Class sales charge option of this fund. Funds in the F-Class sales charge option are available for investors who have fee-based or wrap accounts with their dealer.

#### What you pay

- Sales charges are generally negotiated between you and your dealer
- Collection of these fees will occur within the dealer account and not from the contract
- These are separate fees in addition to the MER

Guarantee option	Minimum investment (\$)	MER (%)	Management fee (%)	Net asset value per unit (\$)	Units outstanding
InvestmentPlus 75/75	1,000	0.00	0.00	11.3847	223,802
InvestmentPlus 75/100	1,000	0.00	0.00	10.0000	10
IncomePlus	25,000	0.00	0.00	11.0093	10
EstatePlus	10,000	0.00	0.00	11.3847	—

## For more information

This summary may not contain all the information you need. Please read the Information Folder and Contract or you may contact us at:

### Manulife

500 King Street North, Waterloo ON N2J4C6  
www.manulifeim.ca  
Canada, Outside of Quebec 1-888-790-4387  
Quebec & French Business 1-800-355-6776

**Fund Facts — GIF Select**
**Manulife Invesco Canadian Premier Balanced GIF Select**
**Quick Facts**

**Date Fund Available:** October 2009      **Underlying Fund Manager:** Invesco Canada Ltd.      **Total Fund Value:** \$138,042,870  
**Date Fund Created:** December 2000      **Total Units Outstanding:** 7,107,276      **Portfolio Turnover Rate:** 5.38%

Guarantee option	Minimum investment (\$)	MER (%)	Management fee (%)	Net asset value per unit (\$)	Units outstanding
InvestmentPlus 75/75	1,000	2.71	2.15	19.2072	629,419
InvestmentPlus 75/100	1,000	3.02	2.71	10.0000	10
IncomePlus	25,000	2.71	2.15	17.0298	17,908
EstatePlus	10,000	2.71	2.15	19.2072	136,476

Contracts opened on or after October 28, 2013 will not have access to funds in the IncomePlus Series unless it is a sale resulting from a transfer from an existing contract that holds the IncomePlus Series. EstatePlus Series is only available to clients with GIF Select contracts opened on or before May 13, 2016. For information on Elite and F-Class sales charge options, refer to page 3.

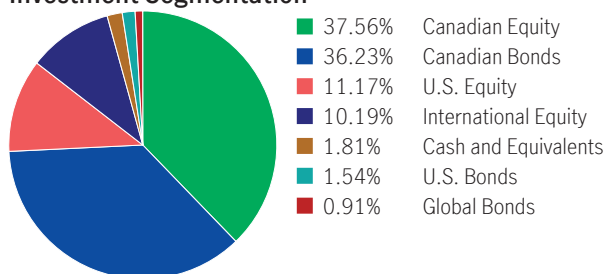
**What does the fund invest in?**

This segregated fund has a “fund-of-fund” structure and invests into the Invesco Canadian Premier Balanced Fund. The underlying mutual fund trust holds primarily Canadian equities and Canadian fixed income investments.

**Top 10 investments (of the underlying fund)**

Celestica Inc. Sub Vtg Shs	2.76%
Element Fleet Management Corp.	2.39%
Royal Bank of Canada	2.09%
Toromont Industries Ltd.	1.95%
Fairfax Financial Holdings Ltd. Sub Vtg	1.93%
Canadian Pacific Kansas City Limited	1.66%
Aritzia Inc. Sub Vtg Shs	1.39%
Intact Financial Corporation	1.35%
CGI Inc. Cl A Sub Vtg	1.31%
Colliers International Group Inc. Sub Vtg Sh	1.27%
<b>Total</b>	<b>18.10%</b>

Total investments: 275

**Investment Segmentation**

**Are there any guarantees?**

This fund is being offered under an insurance contract. It comes with guarantees that may protect your investment if the markets go down. The MER includes a separate insurance fee that is charged for the guarantees. For details, please refer to the Information Folder and Contract.

**Who is this fund for?**

This fund may be right for a person seeking a balance of growth and interest income and who is comfortable with the ups and downs of the equity and bond markets.

**How has the fund performed?**

This section tells you how the fund has performed over the past 10 years for a contractholder who has chosen InvestmentPlus 75/75. Returns are after the MER has been deducted.

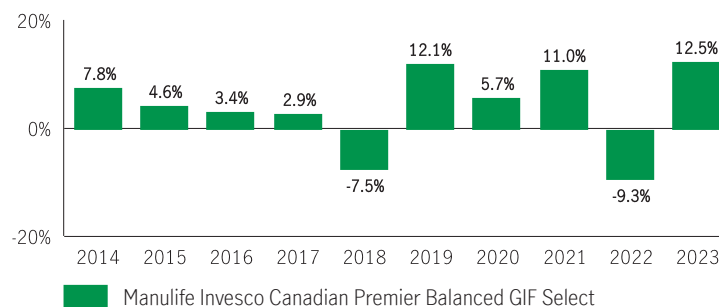
It's important to note that this doesn't tell you how the fund will perform in the future. Also, your actual return will depend on the guarantee option and sales charge option you choose and on your personal tax situation.

**Average return**

A person who invested \$1,000 in the fund and chose InvestmentPlus 75/75 10 years ago has \$1,489.85 on December 31, 2023. This works out to an average of 4.07% per year.

**Year-by-year returns** Any values close to zero may not be visible.

This chart shows how the fund has performed in each of the past 10 years for a contractholder who chose the InvestmentPlus 75/75. In the last 10 years the fund was up in value 8 years and down in value 2 years.



For illustration purposes only. Actual segregated fund performance could be expected to vary and will depend on the guarantee option you choose.

**How risky is it?**

The value of your investments can go down. Please see the Information Folder for further details.



## How much does it cost?

The following tables show the fees and expenses you could pay to invest in or sell units of the fund, and will depend on the guarantee option and sales charge option you choose. The ongoing fees and expenses are different for each guarantee option.

### 1. Sales Charges

Sales charge option	What you pay	How it works																		
Front End Sales Charge	Up to 5.0% of the amount you invest	<ul style="list-style-type: none"> <li>You and your advisor decide on the rate</li> <li>The initial sales charge is deducted from the amount you invest. It is paid as a commission</li> </ul>																		
Deferred Sales Charge (DSC) *	<b>If you sell within:</b> <table border="1"> <thead> <tr> <th></th> <th>%</th> </tr> </thead> <tbody> <tr> <td>1 year of buying</td> <td>5.50</td> </tr> <tr> <td>2 years of buying</td> <td>5.00</td> </tr> <tr> <td>3 years of buying</td> <td>5.00</td> </tr> <tr> <td>4 years of buying</td> <td>4.00</td> </tr> <tr> <td>5 years of buying</td> <td>4.00</td> </tr> <tr> <td>6 years of buying</td> <td>3.00</td> </tr> <tr> <td>7 years of buying</td> <td>2.00</td> </tr> <tr> <td>After 7 years</td> <td>0.00</td> </tr> </tbody> </table>		%	1 year of buying	5.50	2 years of buying	5.00	3 years of buying	5.00	4 years of buying	4.00	5 years of buying	4.00	6 years of buying	3.00	7 years of buying	2.00	After 7 years	0.00	<ul style="list-style-type: none"> <li>The sales charge is deducted from the amount you sell</li> <li>You can sell up to 10% (20% for RRIF tax types) of your units each year without paying a sales charge</li> <li>You can switch to units of other funds within the same guarantee option and sales charge option without paying any sales charge. The sales charge schedule will be based on the date you invest in your first fund</li> <li>Any sales charge you pay goes to Manulife</li> </ul>
	%																			
1 year of buying	5.50																			
2 years of buying	5.00																			
3 years of buying	5.00																			
4 years of buying	4.00																			
5 years of buying	4.00																			
6 years of buying	3.00																			
7 years of buying	2.00																			
After 7 years	0.00																			
Low Load Sales Charge *	<b>If you sell within:</b> <table border="1"> <thead> <tr> <th></th> <th>%</th> </tr> </thead> <tbody> <tr> <td>1 year of buying</td> <td>2.50</td> </tr> <tr> <td>2 years of buying</td> <td>2.00</td> </tr> <tr> <td>3 years of buying</td> <td>1.50</td> </tr> <tr> <td>After 3 years</td> <td>0.00</td> </tr> </tbody> </table>		%	1 year of buying	2.50	2 years of buying	2.00	3 years of buying	1.50	After 3 years	0.00									
	%																			
1 year of buying	2.50																			
2 years of buying	2.00																			
3 years of buying	1.50																			
After 3 years	0.00																			
No Load Sales Charge	There are no charges to you.	Your servicing advisor may have to return a portion of the commission to Manulife if you sell units within the first 2 or 4 years from deposit, depending on the applicable chargeback schedule.																		

\* **Deferred** and **Low Load** sales charge options no longer allow new deposits, subsequent deposits, new or existing PACs or switches in from other sales charge options. Switches within the same sales charge option are permitted. Existing investments in these sales charge options will remain invested and the existing sales charge schedule will apply to any withdrawals.

### 2. Ongoing Fund Expenses

The management expense ratio (MER) includes the management fee and operating expenses of the fund and, if applicable, any underlying fund(s). The MER includes the insurance cost for the guarantee. You don't pay these expenses directly. Additional fees will apply to the IncomePlus and EstatePlus guarantee options and are paid out of the contract each year. The fund fee rate for this fund is a Level 3. MERs and guarantee fees affect you because they reduce the return you get on your investment. For details about how the guarantees work, see your Information Folder and Contract.

Guarantee option	MER (Annual rate as a % of the fund value)	Management fee (%)	Fund fee rate (%)
InvestmentPlus 75/75	2.71	2.15	—
InvestmentPlus 75/100	3.02	2.71	—
IncomePlus	2.71	2.15	0.85
EstatePlus	2.71	2.15	0.45

#### Trailing commission

Manulife pays a trailing commission of up to 1.00% of the value of your investments each year for as long as you own the fund. It is for the services and advice your advisor provides to you. The trailing commission is paid out of the management fee. You don't pay these expenses directly. The rate depends on the sales charge option you choose.

### 3. Other Fees

Trading Fees apply to all guarantee options and sales charge options and are paid to Manulife.

Fee	What you pay
<b>Frequent Trading Fee</b>	2% of the value of units you trade for switches exceeding 5 per year.
<b>Early Withdrawal Fee</b>	2% of the value of units you sell or transfer within 90 days of buying them.
<b>Small Policy Fee</b>	\$100 annual fee is applied to IncomePlus with a GWB Benefit Base that is below the initial deposit minimum. It is also applied to EstatePlus with a Death Benefit Guarantee that is below the initial deposit minimum.

### What if I change my mind?

You can change your mind about your investment in a fund within two business days of the earlier of the date you received confirmation or five business days after it is mailed. You can also change your mind about subsequent transactions you make under the contract within two business days of the earlier of the date you received confirmation or five business days after it is mailed. In this case, the right to cancel only applies to the new transaction.

You have to tell us in writing that you want to cancel. The amount returned will be the lesser of the amount you invested, or the value of the fund if it has gone down. The amount returned only applies to the specific transaction and will include a refund of any sales charges or other fees you paid.

## Objective and Strategy

Unless otherwise noted, the investment objective of the underlying fund is the same or substantially similar as the segregated fund objective. Refer to the underlying fund Prospectus and/or the Investment Policy Statement (IPS) for the complete objective and strategy of the underlying fund.

**Objective:** The Fund seeks to generate capital growth and income by investing mainly in Canadian equities with strong growth potential, high-quality Canadian government and corporate fixed-income securities, foreign equities, and high-quality U.S. government and corporate fixed-income securities.

**Strategy:** This Fund will invest in units of the underlying mutual fund or a substantially similar fund.

## Information specific to Elite and F-Class sales charge options

### Elite (available only to GIF Select InvestmentPlus 75/75 contracts opened on or before October 3, 2014)

This section shows the information specific to the Elite sales charge option of this fund. When investing a minimum of \$1 million dollars you may qualify for Elite pricing which offers a lower management expense ratio than other sales charge options in the same product.

#### What you pay

- For the Elite front-end sales charge option, you pay up to 3.0% of the amount you invest.
- For the Elite back-end and Elite low-load sales charge options, refer to the sales charge table on page 2 for details.
- These are separate fees in addition to the MER.

Guarantee option	Minimum investment (\$)	MER (%)	Management fee (%)	Net asset value per unit (\$)	Units outstanding
InvestmentPlus 75/75	1,000,000	2.06	1.65	21.2024	10
InvestmentPlus 75/100	1,000,000	2.41	2.16	10.0000	10
IncomePlus	1,000,000	2.08	1.65	18.6320	22,364
EstatePlus	1,000,000	2.06	1.65	21.2024	—

## F-Class

This section shows the information specific to the F-Class sales charge option of this fund. Funds in the F-Class sales charge option are available for investors who have fee-based or wrap accounts with their dealer.

#### What you pay

- Sales charges are generally negotiated between you and your dealer
- Collection of these fees will occur within the dealer account and not from the contract
- These are separate fees in addition to the MER

Guarantee option	Minimum investment (\$)	MER (%)	Management fee (%)	Net asset value per unit (\$)	Units outstanding
InvestmentPlus 75/75	1,000	1.70	1.39	20.5390	10
InvestmentPlus 75/100	1,000	1.91	1.71	10.0000	10
IncomePlus	25,000	1.69	1.39	19.3723	10
EstatePlus	10,000	1.70	1.39	20.5390	—

## For more information

This summary may not contain all the information you need. Please read the Information Folder and Contract or you may contact us at:

### Manulife

500 King Street North, Waterloo ON N2J4C6  
www.manulifeim.ca  
Canada, Outside of Quebec 1-888-790-4387  
Quebec & French Business 1-800-355-6776

The Manufacturers Life Insurance Company (Manulife) is the issuer of insurance contracts containing Manulife segregated funds and the guarantor of any guarantee provisions therein. Manulife, Manulife & Stylized M Design, and Stylized M Design are trademarks of The Manufacturers Life Insurance Company and are used by it, and by its affiliates under license.

## Fund Facts — GIF Select

**Manulife Mackenzie Income GIF Select**
**Quick Facts**

Date Fund Available: October 2009

Underlying Fund Manager: Manulife

Total Fund Value: \$182,578,564

Date Fund Created: May 2002

Total Units Outstanding: 11,319,082

Portfolio Turnover Rate: 4.71%

Guarantee option	Minimum investment (\$)	MER (%)	Management fee (%)	Net asset value per unit (\$)	Units outstanding
InvestmentPlus 75/75	1,000	2.47	1.93	16.0316	2,451,716
InvestmentPlus 75/100	1,000	2.77	2.49	10.0000	10
IncomePlus	25,000	2.45	1.93	13.9179	84,649
EstatePlus	10,000	2.47	1.93	16.0316	610,378

Contracts opened on or after October 28, 2013 will not have access to funds in the IncomePlus Series unless it is a sale resulting from a transfer from an existing contract that holds the IncomePlus Series. EstatePlus Series is only available to clients with GIF Select contracts opened on or before May 13, 2016. For information on Elite and F-Class sales charge options, refer to page 3.

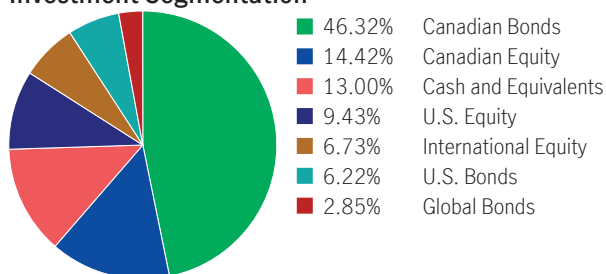
**What does the fund invest in?**

This segregated fund has a “fund-of-fund” structure that invests into the Manulife Sentinel Income Fund unit trust. The underlying unit trust holds primarily Canadian equities and Canadian fixed income investments.

**Top 10 investments (of the underlying fund)**

Province of Ontario, 3.65%, 6/2/2033	3.99%
Province of Quebec, 4.4%, 12/1/2055	2.31%
Gov. of Canada, 2/29/2024	2.21%
Province of Quebec, 3.6%, 9/1/2033	2.14%
United States Treasury Bill, 0.5%, 4/15/2024	1.89%
Province of Alberta, 3.1%, 6/1/2050	1.68%
Royal Bank of Canada	1.08%
Rogers Communications Inc. (FRN), 0.05%, 12/17/2081	0.97%
Bank of Montreal	0.90%
Gov. of Canada, 0.5%, 12/1/2050	0.85%
<b>Total</b>	<b>18.02%</b>

Total investments: 626

**Investment Segmentation**

**Are there any guarantees?**

This fund is being offered under an insurance contract. It comes with guarantees that may protect your investment if the markets go down. The MER includes a separate insurance fee that is charged for the guarantees. For details, please refer to the Information Folder and Contract.

**Who is this fund for?**

This fund may be right for a person seeking a balance of growth and interest income and who is comfortable with the ups and downs of the equity and bond markets.

**How has the fund performed?**

This section tells you how the fund has performed over the past 10 years for a contractholder who has chosen InvestmentPlus 75/75. Returns are after the MER has been deducted.

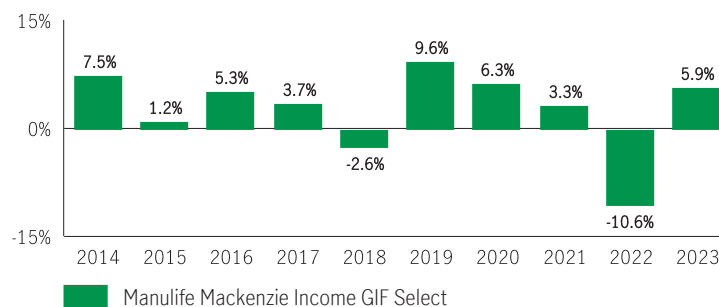
It's important to note that this doesn't tell you how the fund will perform in the future. Also, your actual return will depend on the guarantee option and sales charge option you choose and on your personal tax situation.

**Average return**

A person who invested \$1,000 in the fund and chose InvestmentPlus 75/75 10 years ago has \$1,316.90 on December 31, 2023. This works out to an average of 2.79% per year.

**Year-by-year returns** Any values close to zero may not be visible.

This chart shows how the fund has performed in each of the past 10 years for a contractholder who chose the InvestmentPlus 75/75. In the last 10 years the fund was up in value 8 years and down in value 2 years.



For illustration purposes only. Actual segregated fund performance could be expected to vary and will depend on the guarantee option you choose.

**How risky is it?**

The value of your investments can go down. Please see the Information Folder for further details.



## How much does it cost?

The following tables show the fees and expenses you could pay to invest in or sell units of the fund, and will depend on the guarantee option and sales charge option you choose. The ongoing fees and expenses are different for each guarantee option.

### 1. Sales Charges

Sales charge option	What you pay	How it works
Front End Sales Charge	Up to 5.0% of the amount you invest	<ul style="list-style-type: none"> <li>You and your advisor decide on the rate</li> <li>The initial sales charge is deducted from the amount you invest. It is paid as a commission</li> </ul>
Deferred Sales Charge (DSC) *	<b>If you sell within:</b> 1 year of buying 5.50 2 years of buying 5.00 3 years of buying 5.00 4 years of buying 4.00 5 years of buying 4.00 6 years of buying 3.00 7 years of buying 2.00 After 7 years 0.00	<ul style="list-style-type: none"> <li>The sales charge is deducted from the amount you sell</li> <li>You can sell up to 10% (20% for RRIF tax types) of your units each year without paying a sales charge</li> <li>You can switch to units of other funds within the same guarantee option and sales charge option without paying any sales charge. The sales charge schedule will be based on the date you invest in your first fund</li> <li>Any sales charge you pay goes to Manulife</li> </ul>
Low Load Sales Charge *	<b>If you sell within:</b> 1 year of buying 2.50 2 years of buying 2.00 3 years of buying 1.50 After 3 years 0.00	
No Load Sales Charge	There are no charges to you.	Your servicing advisor may have to return a portion of the commission to Manulife if you sell units within the first 2 or 4 years from deposit, depending on the applicable chargeback schedule.

\* **Deferred** and **Low Load** sales charge options no longer allow new deposits, subsequent deposits, new or existing PACs or switches in from other sales charge options. Switches within the same sales charge option are permitted. Existing investments in these sales charge options will remain invested and the existing sales charge schedule will apply to any withdrawals.

### 2. Ongoing Fund Expenses

The management expense ratio (MER) includes the management fee and operating expenses of the fund and, if applicable, any underlying fund(s). The MER includes the insurance cost for the guarantee. You don't pay these expenses directly. Additional fees will apply to the IncomePlus and EstatePlus guarantee options and are paid out of the contract each year. The fund fee rate for this fund is a Level 2. MERs and guarantee fees affect you because they reduce the return you get on your investment. For details about how the guarantees work, see your Information Folder and Contract.

Guarantee option	MER (Annual rate as a % of the fund value)	Management fee (%)	Fund fee rate (%)
InvestmentPlus 75/75	2.47	1.93	—
InvestmentPlus 75/100	2.77	2.49	—
IncomePlus	2.45	1.93	0.75
EstatePlus	2.47	1.93	0.35

#### Trailing commission

Manulife pays a trailing commission of up to 1.00% of the value of your investments each year for as long as you own the fund. It is for the services and advice your advisor provides to you. The trailing commission is paid out of the management fee. You don't pay these expenses directly. The rate depends on the sales charge option you choose.

### 3. Other Fees

Trading Fees apply to all guarantee options and sales charge options and are paid to Manulife.

Fee	What you pay
<b>Frequent Trading Fee</b>	2% of the value of units you trade for switches exceeding 5 per year.
<b>Early Withdrawal Fee</b>	2% of the value of units you sell or transfer within 90 days of buying them.
<b>Small Policy Fee</b>	\$100 annual fee is applied to IncomePlus with a GWB Benefit Base that is below the initial deposit minimum. It is also applied to EstatePlus with a Death Benefit Guarantee that is below the initial deposit minimum.

## What if I change my mind?

You can change your mind about your investment in a fund within two business days of the earlier of the date you received confirmation or five business days after it is mailed. You can also change your mind about subsequent transactions you make under the contract within two business days of the earlier of the date you received confirmation or five business days after it is mailed. In this case, the right to cancel only applies to the new transaction.

You have to tell us in writing that you want to cancel. The amount returned will be the lesser of the amount you invested, or the value of the fund if it has gone down. The amount returned only applies to the specific transaction and will include a refund of any sales charges or other fees you paid.

## Objective and Strategy

Unless otherwise noted, the investment objective of the underlying fund is the same or substantially similar as the segregated fund objective. Refer to the underlying fund Prospectus and/or the Investment Policy Statement (IPS) for the complete objective and strategy of the underlying fund.

**Objective:** This Fund seeks a steady flow of income with reasonable safety of capital by investing primarily in a combination of fixed-income and equity securities of issuers anywhere in the world.

**Strategy:** When selecting equity securities, the portfolio advisor uses a five step value-oriented investment selection approach which involves studying industries and companies to gain a deeper understanding of fundamental conditions and competitive forces, estimating the value of the companies using a cash flow analysis, comparing those values to current stock prices to ensure both significant potential upside and to provide a margin of safety, ensuring consistency in the overall analysis across all prospective investments; and, finally when selecting securities for the portfolio, emphasizing securities with a higher yield. The strategy for this fund is available through the Investment Policy Statement (IPS).

## Information specific to Elite and F-Class sales charge options

### Elite (available only to GIF Select InvestmentPlus 75/75 contracts opened on or before October 3, 2014)

This section shows the information specific to the Elite sales charge option of this fund. When investing a minimum of \$1 million dollars you may qualify for Elite pricing which offers a lower management expense ratio than other sales charge options in the same product.

#### What you pay

- For the Elite front-end sales charge option, you pay up to 3.0% of the amount you invest.
- For the Elite back-end and Elite low-load sales charge options, refer to the sales charge table on page 2 for details.
- These are separate fees in addition to the MER.

Guarantee option	Minimum investment (\$)	MER (%)	Management fee (%)	Net asset value per unit (\$)	Units outstanding
InvestmentPlus 75/75	1,000,000	1.96	1.59	17.2845	36,259
InvestmentPlus 75/100	1,000,000	2.17	1.94	10.0000	10
IncomePlus	1,000,000	1.97	1.59	14.9930	10
EstatePlus	1,000,000	1.96	1.59	17.2845	47,424

### F-Class

This section shows the information specific to the F-Class sales charge option of this fund. Funds in the F-Class sales charge option are available for investors who have fee-based or wrap accounts with their dealer.

#### What you pay

- Sales charges are generally negotiated between you and your dealer
- Collection of these fees will occur within the dealer account and not from the contract
- These are separate fees in addition to the MER

Guarantee option	Minimum investment (\$)	MER (%)	Management fee (%)	Net asset value per unit (\$)	Units outstanding
InvestmentPlus 75/75	1,000	1.45	1.17	17.0496	10
InvestmentPlus 75/100	1,000	1.67	1.49	10.0000	10
IncomePlus	25,000	1.44	1.17	15.9095	10
EstatePlus	10,000	1.45	1.17	17.0496	—

## For more information

This summary may not contain all the information you need. Please read the Information Folder and Contract or you may contact us at:

### Manulife

500 King Street North, Waterloo ON N2J4C6  
www.manulifeim.ca  
Canada, Outside of Quebec 1-888-790-4387  
Quebec & French Business 1-800-355-6776

The Manufacturers Life Insurance Company (Manulife) is the issuer of insurance contracts containing Manulife segregated funds and the guarantor of any guarantee provisions therein. Manulife, Manulife & Stylized M Design, and Stylized M Design are trademarks of The Manufacturers Life Insurance Company and are used by it, and by its affiliates under license.

**Fund Facts — GIF Select**
**Manulife Monthly High Income GIF Select**
**Quick Facts**
**Date Fund Available:** October 2009

**Underlying Fund Manager:** Manulife Investment Management Limited

**Total Fund Value:** \$3,590,776,302

**Date Fund Created:** December 2000

**Total Units Outstanding:** 153,006,283

**Portfolio Turnover Rate:** 7.66%

Guarantee option	Minimum investment (\$)	MER (%)	Management fee (%)	Net asset value per unit (\$)	Units outstanding
InvestmentPlus 75/75	1,000	2.61	2.05	22.6487	45,497,405
InvestmentPlus 75/100	1,000	2.92	2.62	10.0000	10
IncomePlus	25,000	2.59	2.05	18.5767	2,299,118
EstatePlus	10,000	2.61	2.05	22.6487	3,317,543

Contracts opened on or after October 28, 2013 will not have access to funds in the IncomePlus Series unless it is a sale resulting from a transfer from an existing contract that holds the IncomePlus Series. EstatePlus Series is only available to clients with GIF Select contracts opened on or before May 13, 2016. For information on Elite and F-Class sales charge options, refer to page 3.

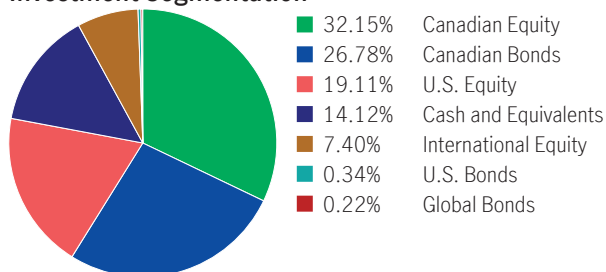
**What does the fund invest in?**

This segregated fund has a “fund-of-fund” structure and invests into the Manulife Monthly High Income Fund. The underlying mutual fund trust holds primarily Canadian equities and Canadian fixed income investments.

**Top 10 investments (of the underlying fund)**

Brookfield Corporation Vtg Shs Cl A	2.90%
Thermo Fisher Scientific Inc.	2.76%
Alimentation Couche-Tard Inc.	2.71%
Constellation Software Inc.	2.55%
Dollar General Corp.	2.55%
Aon PLC Shs Cl A	2.52%
Berkshire Hathaway Inc. Cl B New	2.51%
Microsoft Corp.	2.49%
Brookfield Infrastructure Partners L.P. Partnership Units	2.42%
Alphabet Inc. Cl A	1.99%
<b>Total</b>	<b>25.41%</b>

Total investments: 335

**Investment Segmentation**

**Are there any guarantees?**

This fund is being offered under an insurance contract. It comes with guarantees that may protect your investment if the markets go down. The MER includes a separate insurance fee that is charged for the guarantees. For details, please refer to the Information Folder and Contract.

**Who is this fund for?**

This fund may be right for a person seeking a balance of growth and interest income and who is comfortable with the ups and downs of the equity and bond markets.

**How has the fund performed?**

This section tells you how the fund has performed over the past 10 years for a contractholder who has chosen InvestmentPlus 75/75. Returns are after the MER has been deducted.

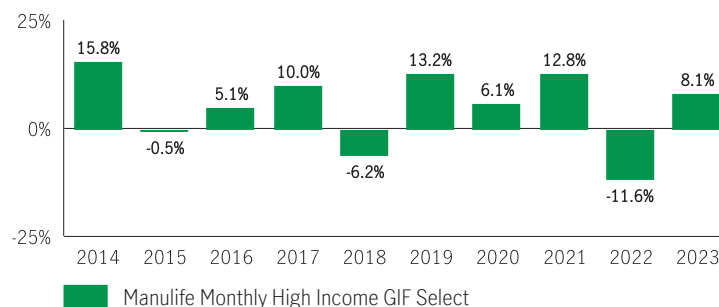
It's important to note that this doesn't tell you how the fund will perform in the future. Also, your actual return will depend on the guarantee option and sales charge option you choose and on your personal tax situation.

**Average return**

A person who invested \$1,000 in the fund and chose InvestmentPlus 75/75 10 years ago has \$1,618.71 on December 31, 2023. This works out to an average of 4.93% per year.

**Year-by-year returns** Any values close to zero may not be visible.

This chart shows how the fund has performed in each of the past 10 years for a contractholder who chose the InvestmentPlus 75/75. In the last 10 years the fund was up in value 7 years and down in value 3 years.



For illustration purposes only. Actual segregated fund performance could be expected to vary and will depend on the guarantee option you choose.

**How risky is it?**

The value of your investments can go down. Please see the Information Folder for further details.





## How much does it cost?

The following tables show the fees and expenses you could pay to invest in or sell units of the fund, and will depend on the guarantee option and sales charge option you choose. The ongoing fees and expenses are different for each guarantee option.

### 1. Sales Charges

Sales charge option	What you pay	How it works																		
Front End Sales Charge	Up to 5.0% of the amount you invest	<ul style="list-style-type: none"> <li>You and your advisor decide on the rate</li> <li>The initial sales charge is deducted from the amount you invest. It is paid as a commission</li> </ul>																		
Deferred Sales Charge (DSC) *	<b>If you sell within:</b> <table border="1"> <thead> <tr> <th></th> <th>%</th> </tr> </thead> <tbody> <tr> <td>1 year of buying</td> <td>5.50</td> </tr> <tr> <td>2 years of buying</td> <td>5.00</td> </tr> <tr> <td>3 years of buying</td> <td>5.00</td> </tr> <tr> <td>4 years of buying</td> <td>4.00</td> </tr> <tr> <td>5 years of buying</td> <td>4.00</td> </tr> <tr> <td>6 years of buying</td> <td>3.00</td> </tr> <tr> <td>7 years of buying</td> <td>2.00</td> </tr> <tr> <td>After 7 years</td> <td>0.00</td> </tr> </tbody> </table>		%	1 year of buying	5.50	2 years of buying	5.00	3 years of buying	5.00	4 years of buying	4.00	5 years of buying	4.00	6 years of buying	3.00	7 years of buying	2.00	After 7 years	0.00	<ul style="list-style-type: none"> <li>The sales charge is deducted from the amount you sell</li> <li>You can sell up to 10% (20% for RRIF tax types) of your units each year without paying a sales charge</li> <li>You can switch to units of other funds within the same guarantee option and sales charge option without paying any sales charge. The sales charge schedule will be based on the date you invest in your first fund</li> <li>Any sales charge you pay goes to Manulife</li> </ul>
	%																			
1 year of buying	5.50																			
2 years of buying	5.00																			
3 years of buying	5.00																			
4 years of buying	4.00																			
5 years of buying	4.00																			
6 years of buying	3.00																			
7 years of buying	2.00																			
After 7 years	0.00																			
Low Load Sales Charge *	<b>If you sell within:</b> <table border="1"> <thead> <tr> <th></th> <th>%</th> </tr> </thead> <tbody> <tr> <td>1 year of buying</td> <td>2.50</td> </tr> <tr> <td>2 years of buying</td> <td>2.00</td> </tr> <tr> <td>3 years of buying</td> <td>1.50</td> </tr> <tr> <td>After 3 years</td> <td>0.00</td> </tr> </tbody> </table>		%	1 year of buying	2.50	2 years of buying	2.00	3 years of buying	1.50	After 3 years	0.00									
	%																			
1 year of buying	2.50																			
2 years of buying	2.00																			
3 years of buying	1.50																			
After 3 years	0.00																			
No Load Sales Charge	There are no charges to you.	Your servicing advisor may have to return a portion of the commission to Manulife if you sell units within the first 2 or 4 years from deposit, depending on the applicable chargeback schedule.																		

\* **Deferred** and **Low Load** sales charge options no longer allow new deposits, subsequent deposits, new or existing PACs or switches in from other sales charge options. Switches within the same sales charge option are permitted. Existing investments in these sales charge options will remain invested and the existing sales charge schedule will apply to any withdrawals.

### 2. Ongoing Fund Expenses

The management expense ratio (MER) includes the management fee and operating expenses of the fund and, if applicable, any underlying fund(s). The MER includes the insurance cost for the guarantee. You don't pay these expenses directly. Additional fees will apply to the IncomePlus and EstatePlus guarantee options and are paid out of the contract each year. The fund fee rate for this fund is a Level 4. MERs and guarantee fees affect you because they reduce the return you get on your investment. For details about how the guarantees work, see your Information Folder and Contract.

Guarantee option	MER (Annual rate as a % of the fund value)	Management fee (%)	Fund fee rate (%)
InvestmentPlus 75/75	2.61	2.05	—
InvestmentPlus 75/100	2.92	2.62	—
IncomePlus	2.59	2.05	1.15
EstatePlus	2.61	2.05	0.55

#### Trailing commission

Manulife pays a trailing commission of up to 1.00% of the value of your investments each year for as long as you own the fund. It is for the services and advice your advisor provides to you. The trailing commission is paid out of the management fee. You don't pay these expenses directly. The rate depends on the sales charge option you choose.

### 3. Other Fees

Trading Fees apply to all guarantee options and sales charge options and are paid to Manulife.

Fee	What you pay
<b>Frequent Trading Fee</b>	2% of the value of units you trade for switches exceeding 5 per year.
<b>Early Withdrawal Fee</b>	2% of the value of units you sell or transfer within 90 days of buying them.
<b>Small Policy Fee</b>	\$100 annual fee is applied to IncomePlus with a GWB Benefit Base that is below the initial deposit minimum. It is also applied to EstatePlus with a Death Benefit Guarantee that is below the initial deposit minimum.

### What if I change my mind?

You can change your mind about your investment in a fund within two business days of the earlier of the date you received confirmation or five business days after it is mailed. You can also change your mind about subsequent transactions you make under the contract within two business days of the earlier of the date you received confirmation or five business days after it is mailed. In this case, the right to cancel only applies to the new transaction.

You have to tell us in writing that you want to cancel. The amount returned will be the lesser of the amount you invested, or the value of the fund if it has gone down. The amount returned only applies to the specific transaction and will include a refund of any sales charges or other fees you paid.

## Objective and Strategy

Unless otherwise noted, the investment objective of the underlying fund is the same or substantially similar as the segregated fund objective. Refer to the underlying fund Prospectus and/or the Investment Policy Statement (IPS) for the complete objective and strategy of the underlying fund.

**Objective:** This Balanced Fund aims to provide steady flow of monthly income and capital growth. The Fund invests primarily in Canadian fixed income and large-cap Canadian equity securities. The Fund may also invest in securities of royalty trusts and real estate investment trusts (“REITs”).

**Strategy:** This Fund will invest in units of the underlying mutual fund or a substantially similar fund.

## Information specific to Elite and F-Class sales charge options

### Elite (available only to GIF Select InvestmentPlus 75/75 contracts opened on or before October 3, 2014)

This section shows the information specific to the Elite sales charge option of this fund. When investing a minimum of \$1 million dollars you may qualify for Elite pricing which offers a lower management expense ratio than other sales charge options in the same product.

#### What you pay

- For the Elite front-end sales charge option, you pay up to 3.0% of the amount you invest.
- For the Elite back-end and Elite low-load sales charge options, refer to the sales charge table on page 2 for details.
- These are separate fees in addition to the MER.

Guarantee option	Minimum investment (\$)	MER (%)	Management fee (%)	Net asset value per unit (\$)	Units outstanding
InvestmentPlus 75/75	1,000,000	1.82	1.47	25.3174	857,602
InvestmentPlus 75/100	1,000,000	2.31	2.07	10.0000	10
IncomePlus	1,000,000	1.78	1.47	20.2734	98,894
EstatePlus	1,000,000	1.82	1.47	25.3174	361,097

### F-Class

This section shows the information specific to the F-Class sales charge option of this fund. Funds in the F-Class sales charge option are available for investors who have fee-based or wrap accounts with their dealer.

#### What you pay

- Sales charges are generally negotiated between you and your dealer
- Collection of these fees will occur within the dealer account and not from the contract
- These are separate fees in addition to the MER

Guarantee option	Minimum investment (\$)	MER (%)	Management fee (%)	Net asset value per unit (\$)	Units outstanding
InvestmentPlus 75/75	1,000	1.53	1.25	23.4900	25,438
InvestmentPlus 75/100	1,000	1.81	1.62	10.0000	10
IncomePlus	25,000	1.55	1.25	20.8463	10
EstatePlus	10,000	1.53	1.25	23.4900	12,694

## For more information

This summary may not contain all the information you need. Please read the Information Folder and Contract or you may contact us at:

### Manulife

500 King Street North, Waterloo ON N2J4C6  
www.manulifeim.ca  
Canada, Outside of Quebec 1-888-790-4387  
Quebec & French Business 1-800-355-6776

The Manufacturers Life Insurance Company (Manulife) is the issuer of insurance contracts containing Manulife segregated funds and the guarantor of any guarantee provisions therein. Manulife, Manulife & Stylized M Design, and Stylized M Design are trademarks of The Manufacturers Life Insurance Company and are used by it, and by its affiliates under license.

Fund Facts — GIF Select

**Manulife National Bank Bundle GIF Select**

**Quick Facts**

**Date Fund Available:** October 2016      **Fund Manager:** Manulife      **Total Fund Value:** \$302,762,941  
**Date Fund Created:** October 2016      **Total Units Outstanding:** 19,440,878      **Portfolio Turnover Rate:** 9.91%

Guarantee option	Minimum investment (\$)	MER (%)	Management fee (%)	Net asset value per unit (\$)	Units outstanding
InvestmentPlus 75/75	1,000	2.92	2.08	15.6014	1,222,632
InvestmentPlus 75/100	1,000	3.25	2.92	10.0000	10
IncomePlus	25,000	2.94	2.09	15.5795	441,265
EstatePlus	10,000	2.92	2.08	15.6014	906,176

Contracts opened on or after October 28, 2013 will not have access to funds in the IncomePlus Series unless it is a sale resulting from a transfer from an existing contract that holds the IncomePlus Series. EstatePlus Series is only available to clients with GIF Select contracts opened on or before May 13, 2016. For information on Elite and F-Class sales charge options, refer to page 3.

**What does the fund invest in?**

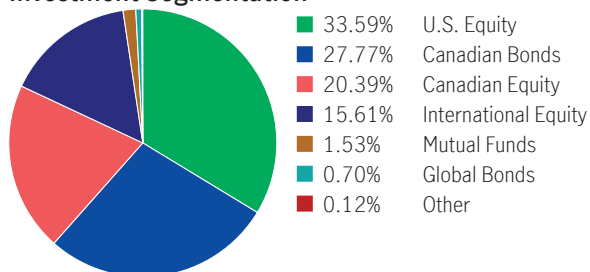
This segregated fund has a “fund-of-fund” structure that invests into a basket of funds which includes, but is not limited to, mutual funds. The underlying funds hold primarily foreign equities and Canadian fixed income investments.

**Top 10 investments**

National Bank Global Equity Fund	49.76%
National Bank Bond Fund	30.23%
National Bank Canadian All Cap Equity Fund	20.28%
<b>Total</b>	<b>100.26%</b>

Total investments: 3

**Investment Segmentation**



**Are there any guarantees?**

This fund is being offered under an insurance contract. It comes with guarantees that may protect your investment if the markets go down. The MER includes a separate insurance fee that is charged for the guarantees. For details, please refer to the Information Folder and Contract.

**Who is this fund for?**

This fund may be right for a person seeking a balance of growth and interest income and who is comfortable with the ups and downs of the equity and bond markets.

**How has the fund performed?**

This section tells you how the fund has performed over the past 7 years for a contractholder who has chosen InvestmentPlus 75/75. Returns are after the MER has been deducted.

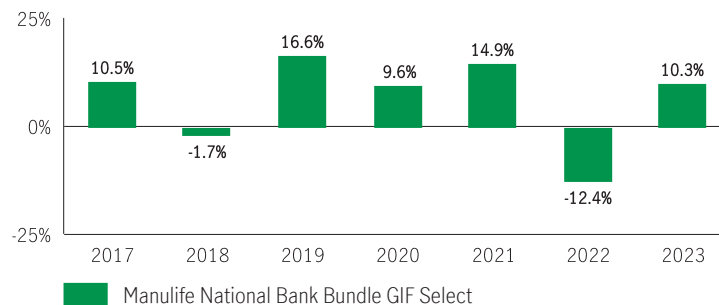
It's important to note that this doesn't tell you how the fund will perform in the future. Also, your actual return will depend on the guarantee option and sales charge option you choose and on your personal tax situation.

**Average return**

A person who invested \$1,000 in the fund and chose InvestmentPlus 75/75 on October 14, 2016 has \$1,560.67 on December 31, 2023. This works out to an average of 6.37% per year.

**Year-by-year returns** Any values close to zero may not be visible.

This chart shows how the fund has performed in each of the past 7 years for a contractholder who chose the InvestmentPlus 75/75. In the last 7 years the fund was up in value 5 years and down in value 2 years.



For illustration purposes only. Actual segregated fund performance could be expected to vary and will depend on the guarantee option you choose.

**How risky is it?**

The value of your investments can go down. Please see the Information Folder for further details.



## How much does it cost?

The following tables show the fees and expenses you could pay to invest in or sell units of the fund, and will depend on the guarantee option and sales charge option you choose. The ongoing fees and expenses are different for each guarantee option.

### 1. Sales Charges

Sales charge option	What you pay	How it works
Front End Sales Charge	Up to 5.0% of the amount you invest	<ul style="list-style-type: none"> <li>You and your advisor decide on the rate</li> <li>The initial sales charge is deducted from the amount you invest. It is paid as a commission</li> </ul>
Deferred Sales Charge (DSC) *	<b>If you sell within:</b> 1 year of buying 5.50 2 years of buying 5.00 3 years of buying 5.00 4 years of buying 4.00 5 years of buying 4.00 6 years of buying 3.00 7 years of buying 2.00 After 7 years 0.00	<ul style="list-style-type: none"> <li>The sales charge is deducted from the amount you sell</li> <li>You can sell up to 10% (20% for RRIF tax types) of your units each year without paying a sales charge</li> <li>You can switch to units of other funds within the same guarantee option and sales charge option without paying any sales charge. The sales charge schedule will be based on the date you invest in your first fund</li> <li>Any sales charge you pay goes to Manulife</li> </ul>
Low Load Sales Charge *	<b>If you sell within:</b> 1 year of buying 2.50 2 years of buying 2.00 3 years of buying 1.50 After 3 years 0.00	
No Load Sales Charge	There are no charges to you.	Your servicing advisor may have to return a portion of the commission to Manulife if you sell units within the first 2 or 4 years from deposit, depending on the applicable chargeback schedule.

\* **Deferred** and **Low Load** sales charge options no longer allow new deposits, subsequent deposits, new or existing PACs or switches in from other sales charge options. Switches within the same sales charge option are permitted. Existing investments in these sales charge options will remain invested and the existing sales charge schedule will apply to any withdrawals.

### 2. Ongoing Fund Expenses

The management expense ratio (MER) includes the management fee and operating expenses of the fund and, if applicable, any underlying fund(s). The MER includes the insurance cost for the guarantee. You don't pay these expenses directly. Additional fees will apply to the IncomePlus and EstatePlus guarantee options and are paid out of the contract each year. The fund fee rate for this fund is a Level 4. MERs and guarantee fees affect you because they reduce the return you get on your investment. For details about how the guarantees work, see your Information Folder and Contract.

Guarantee option	MER (Annual rate as a % of the fund value)	Management fee (%)	Fund fee rate (%)
InvestmentPlus 75/75	2.92	2.08	—
InvestmentPlus 75/100	3.25	2.92	—
IncomePlus	2.94	2.09	1.15
EstatePlus	2.92	2.08	0.55

#### Trailing commission

Manulife pays a trailing commission of up to 1.00% of the value of your investments each year for as long as you own the fund. It is for the services and advice your advisor provides to you. The trailing commission is paid out of the management fee. You don't pay these expenses directly. The rate depends on the sales charge option you choose.

### 3. Other Fees

Trading Fees apply to all guarantee options and sales charge options and are paid to Manulife.

Fee	What you pay
<b>Frequent Trading Fee</b>	2% of the value of units you trade for switches exceeding 5 per year.
<b>Early Withdrawal Fee</b>	2% of the value of units you sell or transfer within 90 days of buying them.
<b>Small Policy Fee</b>	\$100 annual fee is applied to IncomePlus with a GWB Benefit Base that is below the initial deposit minimum. It is also applied to EstatePlus with a Death Benefit Guarantee that is below the initial deposit minimum.

### What if I change my mind?

You can change your mind about your investment in a fund within two business days of the earlier of the date you received confirmation or five business days after it is mailed. You can also change your mind about subsequent transactions you make under the contract within two business days of the earlier of the date you received confirmation or five business days after it is mailed. In this case, the right to cancel only applies to the new transaction.

You have to tell us in writing that you want to cancel. The amount returned will be the lesser of the amount you invested, or the value of the fund if it has gone down. The amount returned only applies to the specific transaction and will include a refund of any sales charges or other fees you paid.

## Objective and Strategy

**Objective:** The bundle is an investment solution that incorporates components from three National Bank Mutual Funds including a global equity fund, a Canadian equity fund, and a fixed income fund. Typically, this fund will maintain an asset mix of approximately 20% fixed income investments and 80% equities.

**Strategy:** This fund will invest in units of multiple underlying funds. The strategy for this fund is available through the Investment Policy Statement (IPS).

## Information specific to Elite and F-Class sales charge options

### Elite (available only to GIF Select InvestmentPlus 75/75 contracts opened on or before October 3, 2014)

This section shows the information specific to the Elite sales charge option of this fund. When investing a minimum of \$1 million dollars you may qualify for Elite pricing which offers a lower management expense ratio than other sales charge options in the same product.

#### What you pay

- For the Elite front-end sales charge option, you pay up to 3.0% of the amount you invest.
- For the Elite back-end and Elite low-load sales charge options, refer to the sales charge table on page 2 for details.
- These are separate fees in addition to the MER.

Guarantee option	Minimum investment (\$)	MER (%)	Management fee (%)	Net asset value per unit (\$)	Units outstanding
InvestmentPlus 75/75	1,000,000	2.17	1.39	16.4545	57,590
InvestmentPlus 75/100	1,000,000	2.64	2.37	10.0000	10
IncomePlus	1,000,000	2.38	1.44	16.4860	9,507
EstatePlus	1,000,000	2.17	1.39	16.4545	63,479

### F-Class

This section shows the information specific to the F-Class sales charge option of this fund. Funds in the F-Class sales charge option are available for investors who have fee-based or wrap accounts with their dealer.

#### What you pay

- Sales charges are generally negotiated between you and your dealer
- Collection of these fees will occur within the dealer account and not from the contract
- These are separate fees in addition to the MER

Guarantee option	Minimum investment (\$)	MER (%)	Management fee (%)	Net asset value per unit (\$)	Units outstanding
InvestmentPlus 75/75	1,000	1.83	1.20	16.9410	2,921
InvestmentPlus 75/100	1,000	2.14	1.92	10.0000	10
IncomePlus	25,000	1.92	1.27	16.9557	10
EstatePlus	10,000	1.83	1.20	16.9410	7,265

## For more information

This summary may not contain all the information you need. Please read the Information Folder and Contract or you may contact us at:

### Manulife

500 King Street North, Waterloo ON N2J4C6

[www.manulifeim.ca](http://www.manulifeim.ca)

Canada, Outside of Quebec 1-888-790-4387

Quebec & French Business 1-800-355-6776

The Manufacturers Life Insurance Company (Manulife) is the issuer of insurance contracts containing Manulife segregated funds and the guarantor of any guarantee provisions therein. Manulife, Manulife & Stylized M Design, and Stylized M Design are trademarks of The Manufacturers Life Insurance Company and are used by it, and by its affiliates under license.

## Fund Facts — GIF Select

# Manulife Opportunities Bundle GIF Select

## Quick Facts

Date Fund Available: October 2009

Fund Manager: Manulife

Total Fund Value: \$294,436,369

Date Fund Created: July 2008

Total Units Outstanding: 14,038,274

Portfolio Turnover Rate: 12.52%

Guarantee option	Minimum investment (\$)	MER (%)	Management fee (%)	Net asset value per unit (\$)	Units outstanding
InvestmentPlus 75/75	1,000	2.80	1.89	21.6087	797,969
IncomePlus	25,000	2.78	1.89	19.6259	268,827
EstatePlus	10,000	2.80	1.89	21.6087	188,861

Contracts opened on or after October 28, 2013 will not have access to funds in the IncomePlus Series unless it is a sale resulting from a transfer from an existing contract that holds the IncomePlus Series. EstatePlus Series is only available to clients with GIF Select contracts opened on or before May 13, 2016. For information on Elite and F-Class sales charge options, refer to page 3.

## What does the fund invest in?

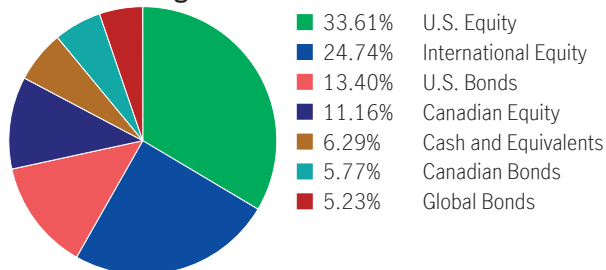
This segregated fund has a “fund-of-fund” structure that invests into a basket of funds which includes, but is not limited to, mutual funds. The underlying funds hold primarily foreign equities and Canadian fixed income investments.

### Top 10 investments

Manulife Global Dividend Fund	49.66%
Manulife Fundamental Equity Fund	20.29%
Manulife Corporate Bond Fund	15.17%
Manulife Strategic Income Fund	15.08%
<b>Total</b>	<b>100.19%</b>

Total investments: 4

### Investment Segmentation



## Are there any guarantees?

This fund is being offered under an insurance contract. It comes with guarantees that may protect your investment if the markets go down. The MER includes a separate insurance fee that is charged for the guarantees. For details, please refer to the Information Folder and Contract.

## Who is this fund for?

This fund may be right for a person seeking a balance of growth and interest income and who is comfortable with the ups and downs of the equity and bond markets.

## How has the fund performed?

This section tells you how the fund has performed over the past 10 years for a contractholder who has chosen InvestmentPlus 75/75. Returns are after the MER has been deducted.

It's important to note that this doesn't tell you how the fund will perform in the future.

Also, your actual return will depend on the guarantee option and sales charge option you choose and on your personal tax situation.

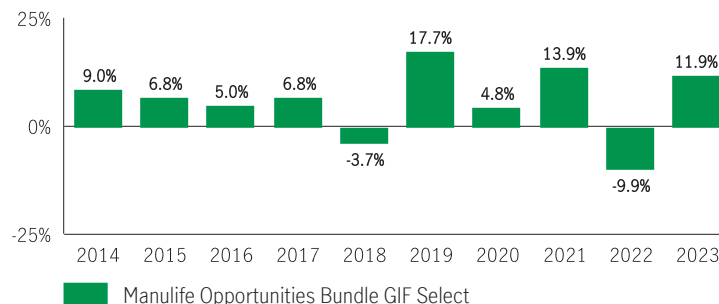
### Average return

A person who invested \$1,000 in the fund and chose InvestmentPlus 75/75 10 years ago has \$1,780.08 on December 31, 2023. This works out to an average of 5.94% per year.

### Year-by-year returns

Any values close to zero may not be visible.

This chart shows how the fund has performed in each of the past 10 years for a contractholder who chose the InvestmentPlus 75/75. In the last 10 years the fund was up in value 8 years and down in value 2 years.



For illustration purposes only. Actual segregated fund performance could be expected to vary and will depend on the guarantee option you choose.

## How risky is it?

The value of your investments can go down. Please see the Information Folder for further details.



## How much does it cost?

The following tables show the fees and expenses you could pay to invest in or sell units of the fund, and will depend on the guarantee option and sales charge option you choose. The ongoing fees and expenses are different for each guarantee option.

### 1. Sales Charges

Sales charge option	What you pay	How it works																		
Front End Sales Charge	Up to 5.0% of the amount you invest	<ul style="list-style-type: none"> <li>You and your advisor decide on the rate</li> <li>The initial sales charge is deducted from the amount you invest. It is paid as a commission</li> </ul>																		
Deferred Sales Charge (DSC) *	<b>If you sell within:</b> <table border="1"> <thead> <tr> <th></th> <th>%</th> </tr> </thead> <tbody> <tr> <td>1 year of buying</td> <td>5.50</td> </tr> <tr> <td>2 years of buying</td> <td>5.00</td> </tr> <tr> <td>3 years of buying</td> <td>5.00</td> </tr> <tr> <td>4 years of buying</td> <td>4.00</td> </tr> <tr> <td>5 years of buying</td> <td>4.00</td> </tr> <tr> <td>6 years of buying</td> <td>3.00</td> </tr> <tr> <td>7 years of buying</td> <td>2.00</td> </tr> <tr> <td>After 7 years</td> <td>0.00</td> </tr> </tbody> </table>		%	1 year of buying	5.50	2 years of buying	5.00	3 years of buying	5.00	4 years of buying	4.00	5 years of buying	4.00	6 years of buying	3.00	7 years of buying	2.00	After 7 years	0.00	<ul style="list-style-type: none"> <li>The sales charge is deducted from the amount you sell</li> <li>You can sell up to 10% (20% for RRIF tax types) of your units each year without paying a sales charge</li> <li>You can switch to units of other funds within the same guarantee option and sales charge option without paying any sales charge. The sales charge schedule will be based on the date you invest in your first fund</li> <li>Any sales charge you pay goes to Manulife</li> </ul>
	%																			
1 year of buying	5.50																			
2 years of buying	5.00																			
3 years of buying	5.00																			
4 years of buying	4.00																			
5 years of buying	4.00																			
6 years of buying	3.00																			
7 years of buying	2.00																			
After 7 years	0.00																			
Low Load Sales Charge *	<b>If you sell within:</b> <table border="1"> <thead> <tr> <th></th> <th>%</th> </tr> </thead> <tbody> <tr> <td>1 year of buying</td> <td>2.50</td> </tr> <tr> <td>2 years of buying</td> <td>2.00</td> </tr> <tr> <td>3 years of buying</td> <td>1.50</td> </tr> <tr> <td>After 3 years</td> <td>0.00</td> </tr> </tbody> </table>		%	1 year of buying	2.50	2 years of buying	2.00	3 years of buying	1.50	After 3 years	0.00									
	%																			
1 year of buying	2.50																			
2 years of buying	2.00																			
3 years of buying	1.50																			
After 3 years	0.00																			
No Load Sales Charge	There are no charges to you.	Your servicing advisor may have to return a portion of the commission to Manulife if you sell units within the first 2 or 4 years from deposit, depending on the applicable chargeback schedule.																		

\* **Deferred** and **Low Load** sales charge options no longer allow new deposits, subsequent deposits, new or existing PACs or switches in from other sales charge options. Switches within the same sales charge option are permitted. Existing investments in these sales charge options will remain invested and the existing sales charge schedule will apply to any withdrawals.

### 2. Ongoing Fund Expenses

The management expense ratio (MER) includes the management fee and operating expenses of the fund and, if applicable, any underlying fund(s). The MER includes the insurance cost for the guarantee. You don't pay these expenses directly. Additional fees will apply to the IncomePlus and EstatePlus guarantee options and are paid out of the contract each year. The fund fee rate for this fund is a Level 4. MERs and guarantee fees affect you because they reduce the return you get on your investment. For details about how the guarantees work, see your Information Folder and Contract.

Guarantee option	MER (Annual rate as a % of the fund value)	Management fee (%)	Fund fee rate (%)
InvestmentPlus 75/75	2.80	1.89	—
IncomePlus	2.78	1.89	1.15
EstatePlus	2.80	1.89	0.55

#### Trailing commission

Manulife pays a trailing commission of up to 1.00% of the value of your investments each year for as long as you own the fund. It is for the services and advice your advisor provides to you. The trailing commission is paid out of the management fee. You don't pay these expenses directly. The rate depends on the sales charge option you choose.

### 3. Other Fees

Trading Fees apply to all guarantee options and sales charge options and are paid to Manulife.

Fee	What you pay
<b>Frequent Trading Fee</b>	2% of the value of units you trade for switches exceeding 5 per year.
<b>Early Withdrawal Fee</b>	2% of the value of units you sell or transfer within 90 days of buying them.
<b>Small Policy Fee</b>	\$100 annual fee is applied to IncomePlus with a GWB Benefit Base that is below the initial deposit minimum. It is also applied to EstatePlus with a Death Benefit Guarantee that is below the initial deposit minimum.

## What if I change my mind?

You can change your mind about your investment in a fund within two business days of the earlier of the date you received confirmation or five business days after it is mailed. You can also change your mind about subsequent transactions you make under the contract within two business days of the earlier of the date you received confirmation or five business days after it is mailed. In this case, the right to cancel only applies to the new transaction.

You have to tell us in writing that you want to cancel. The amount returned will be the lesser of the amount you invested, or the value of the fund if it has gone down. The amount returned only applies to the specific transaction and will include a refund of any sales charges or other fees you paid.

## Objective and Strategy

**Objective:** The bundle is an investment solution that incorporates components from four Manulife Mutual Funds including two global equity funds, a Canadian equity fund, and a fixed income fund. Typically, this fund will maintain an asset mix of approximately 20% fixed income investments and 80% equities.

**Strategy:** This fund will invest in units of multiple underlying funds. The strategy for this fund is available through the Investment Policy Statement (IPS).

## Information specific to Elite and F-Class sales charge options

### Elite (available only to GIF Select InvestmentPlus 75/75 contracts opened on or before October 3, 2014)

This section shows the information specific to the Elite sales charge option of this fund. When investing a minimum of \$1 million dollars you may qualify for Elite pricing which offers a lower management expense ratio than other sales charge options in the same product.

#### What you pay

- For the Elite front-end sales charge option, you pay up to 3.0% of the amount you invest.
- For the Elite back-end and Elite low-load sales charge options, refer to the sales charge table on page 2 for details.
- These are separate fees in addition to the MER.

Guarantee option	Minimum investment (\$)	MER (%)	Management fee (%)	Net asset value per unit (\$)	Units outstanding
InvestmentPlus 75/75	1,000,000	1.94	1.17	24.3586	7,725
IncomePlus	1,000,000	2.05	1.17	21.3307	17,379
EstatePlus	1,000,000	1.94	1.17	24.3586	—

### F-Class

This section shows the information specific to the F-Class sales charge option of this fund. Funds in the F-Class sales charge option are available for investors who have fee-based or wrap accounts with their dealer.

#### What you pay

- Sales charges are generally negotiated between you and your dealer
- Collection of these fees will occur within the dealer account and not from the contract
- These are separate fees in addition to the MER

Guarantee option	Minimum investment (\$)	MER (%)	Management fee (%)	Net asset value per unit (\$)	Units outstanding
InvestmentPlus 75/75	1,000	1.77	1.12	21.3515	4,891
IncomePlus	25,000	1.77	1.12	22.5590	10
EstatePlus	10,000	1.77	1.12	21.3515	—

## For more information

This summary may not contain all the information you need. Please read the Information Folder and Contract or you may contact us at:

### Manulife

500 King Street North, Waterloo ON N2J4C6

www.manulifeim.ca

Canada, Outside of Quebec 1-888-790-4387

Quebec & French Business 1-800-355-6776

The Manufacturers Life Insurance Company (Manulife) is the issuer of insurance contracts containing Manulife segregated funds and the guarantor of any guarantee provisions therein. Manulife, Manulife & Stylized M Design, and Stylized M Design are trademarks of The Manufacturers Life Insurance Company and are used by it, and by its affiliates under license.



**Fund Facts — GIF Select**
**Manulife Simplicity Balanced Portfolio GIF Select**
**Quick Facts**

**Date Fund Available:** October 2009      **Underlying Fund Manager:** Manulife Investment Management Limited      **Total Fund Value:** \$874,742,743  
**Date Fund Created:** October 2006      **Total Units Outstanding:** 46,235,988      **Portfolio Turnover Rate:** 5.17%

Guarantee option	Minimum investment (\$)	MER (%)	Management fee (%)	Net asset value per unit (\$)	Units outstanding
InvestmentPlus 75/75	1,000	2.67	2.11	19.4508	5,308,880
IncomePlus	25,000	2.68	2.11	16.9090	241,883
EstatePlus	10,000	2.67	2.11	19.4508	936,261

Contracts opened on or after October 28, 2013 will not have access to funds in the IncomePlus Series unless it is a sale resulting from a transfer from an existing contract that holds the IncomePlus Series. EstatePlus Series is only available to clients with GIF Select contracts opened on or before May 13, 2016. For information on Elite and F-Class sales charge options, refer to page 3.

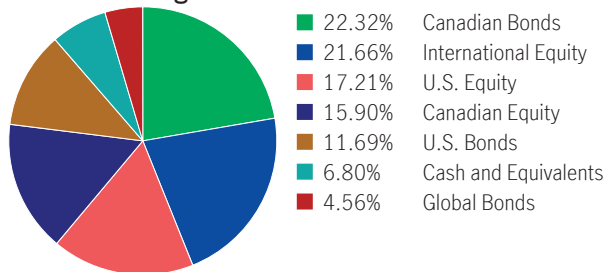
**What does the fund invest in?**

This segregated fund has a “fund-of-fund” structure and invests into the Manulife Simplicity Balanced Portfolio. The underlying mutual fund trust holds primarily Canadian equities and Canadian fixed income investments.

**Top 10 investments (of the underlying fund)**

Manulife Bond Fund	20.10%
Manulife Strategic Income Fund	13.07%
Manulife U.S. All Cap Equity Fund	6.47%
Manulife Covered Call U.S. Equity Fund	5.43%
Manulife World Investment Class	5.27%
Manulife Multifactor Canadian Large Cap	4.60%
Manulife Fundamental Equity Fund	4.31%
Manulife Smart International Dividend ETF	4.30%
Manulife Canadian Investment Fund	4.26%
Manulife Dividend Income Fund	4.22%
<b>Total</b>	<b>72.02%</b>

Total investments: 20

**Investment Segmentation**

**Are there any guarantees?**

This fund is being offered under an insurance contract. It comes with guarantees that may protect your investment if the markets go down. The MER includes a separate insurance fee that is charged for the guarantees. For details, please refer to the Information Folder and Contract.

**Who is this fund for?**

This fund may be right for a person seeking a balance of growth and interest income and who is comfortable with the ups and downs of the equity and bond markets.

**How has the fund performed?**

This section tells you how the fund has performed over the past 10 years for a contractholder who has chosen InvestmentPlus 75/75. Returns are after the MER has been deducted.

It's important to note that this doesn't tell you how the fund will perform in the future.

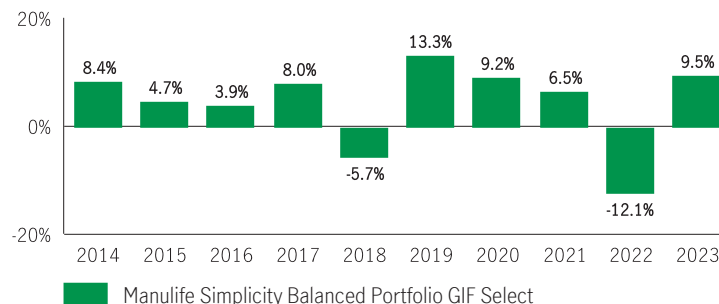
Also, your actual return will depend on the guarantee option and sales charge option you choose and on your personal tax situation.

**Average return**

A person who invested \$1,000 in the fund and chose InvestmentPlus 75/75 10 years ago has \$1,524.90 on December 31, 2023. This works out to an average of 4.31% per year.

**Year-by-year returns** Any values close to zero may not be visible.

This chart shows how the fund has performed in each of the past 10 years for a contractholder who chose the InvestmentPlus 75/75. In the last 10 years the fund was up in value 8 years and down in value 2 years.



For illustration purposes only. Actual segregated fund performance could be expected to vary and will depend on the guarantee option you choose.

**How risky is it?**

The value of your investments can go down. Please see the Information Folder for further details.



## How much does it cost?

The following tables show the fees and expenses you could pay to invest in or sell units of the fund, and will depend on the guarantee option and sales charge option you choose. The ongoing fees and expenses are different for each guarantee option.

### 1. Sales Charges

Sales charge option	What you pay	How it works																		
Front End Sales Charge	Up to 5.0% of the amount you invest	<ul style="list-style-type: none"> <li>You and your advisor decide on the rate</li> <li>The initial sales charge is deducted from the amount you invest. It is paid as a commission</li> </ul>																		
Deferred Sales Charge (DSC) *	<b>If you sell within:</b> <table border="1"> <thead> <tr> <th></th> <th>%</th> </tr> </thead> <tbody> <tr> <td>1 year of buying</td> <td>5.50</td> </tr> <tr> <td>2 years of buying</td> <td>5.00</td> </tr> <tr> <td>3 years of buying</td> <td>5.00</td> </tr> <tr> <td>4 years of buying</td> <td>4.00</td> </tr> <tr> <td>5 years of buying</td> <td>4.00</td> </tr> <tr> <td>6 years of buying</td> <td>3.00</td> </tr> <tr> <td>7 years of buying</td> <td>2.00</td> </tr> <tr> <td>After 7 years</td> <td>0.00</td> </tr> </tbody> </table>		%	1 year of buying	5.50	2 years of buying	5.00	3 years of buying	5.00	4 years of buying	4.00	5 years of buying	4.00	6 years of buying	3.00	7 years of buying	2.00	After 7 years	0.00	<ul style="list-style-type: none"> <li>The sales charge is deducted from the amount you sell</li> <li>You can sell up to 10% (20% for RRIF tax types) of your units each year without paying a sales charge</li> <li>You can switch to units of other funds within the same guarantee option and sales charge option without paying any sales charge. The sales charge schedule will be based on the date you invest in your first fund</li> <li>Any sales charge you pay goes to Manulife</li> </ul>
	%																			
1 year of buying	5.50																			
2 years of buying	5.00																			
3 years of buying	5.00																			
4 years of buying	4.00																			
5 years of buying	4.00																			
6 years of buying	3.00																			
7 years of buying	2.00																			
After 7 years	0.00																			
Low Load Sales Charge *	<b>If you sell within:</b> <table border="1"> <thead> <tr> <th></th> <th>%</th> </tr> </thead> <tbody> <tr> <td>1 year of buying</td> <td>2.50</td> </tr> <tr> <td>2 years of buying</td> <td>2.00</td> </tr> <tr> <td>3 years of buying</td> <td>1.50</td> </tr> <tr> <td>After 3 years</td> <td>0.00</td> </tr> </tbody> </table>		%	1 year of buying	2.50	2 years of buying	2.00	3 years of buying	1.50	After 3 years	0.00									
	%																			
1 year of buying	2.50																			
2 years of buying	2.00																			
3 years of buying	1.50																			
After 3 years	0.00																			
No Load Sales Charge	There are no charges to you.	Your servicing advisor may have to return a portion of the commission to Manulife if you sell units within the first 2 or 4 years from deposit, depending on the applicable chargeback schedule.																		

\* **Deferred** and **Low Load** sales charge options no longer allow new deposits, subsequent deposits, new or existing PACs or switches in from other sales charge options. Switches within the same sales charge option are permitted. Existing investments in these sales charge options will remain invested and the existing sales charge schedule will apply to any withdrawals.

### 2. Ongoing Fund Expenses

The management expense ratio (MER) includes the management fee and operating expenses of the fund and, if applicable, any underlying fund(s). The MER includes the insurance cost for the guarantee. You don't pay these expenses directly. Additional fees will apply to the IncomePlus and EstatePlus guarantee options and are paid out of the contract each year. The fund fee rate for this fund is a Level 3. MERs and guarantee fees affect you because they reduce the return you get on your investment. For details about how the guarantees work, see your Information Folder and Contract.

Guarantee option	MER (Annual rate as a % of the fund value)	Management fee (%)	Fund fee rate (%)
InvestmentPlus 75/75	2.67	2.11	—
IncomePlus	2.68	2.11	0.85
EstatePlus	2.67	2.11	0.45

#### Trailing commission

Manulife pays a trailing commission of up to 1.00% of the value of your investments each year for as long as you own the fund. It is for the services and advice your advisor provides to you. The trailing commission is paid out of the management fee. You don't pay these expenses directly. The rate depends on the sales charge option you choose.

### 3. Other Fees

Trading Fees apply to all guarantee options and sales charge options and are paid to Manulife.

Fee	What you pay
<b>Frequent Trading Fee</b>	2% of the value of units you trade for switches exceeding 5 per year.
<b>Early Withdrawal Fee</b>	2% of the value of units you sell or transfer within 90 days of buying them.
<b>Small Policy Fee</b>	\$100 annual fee is applied to IncomePlus with a GWB Benefit Base that is below the initial deposit minimum. It is also applied to EstatePlus with a Death Benefit Guarantee that is below the initial deposit minimum.

## What if I change my mind?

You can change your mind about your investment in a fund within two business days of the earlier of the date you received confirmation or five business days after it is mailed. You can also change your mind about subsequent transactions you make under the contract within two business days of the earlier of the date you received confirmation or five business days after it is mailed. In this case, the right to cancel only applies to the new transaction.

You have to tell us in writing that you want to cancel. The amount returned will be the lesser of the amount you invested, or the value of the fund if it has gone down. The amount returned only applies to the specific transaction and will include a refund of any sales charges or other fees you paid.

## Objective and Strategy

Unless otherwise noted, the investment objective of the underlying fund is the same or substantially similar as the segregated fund objective. Refer to the underlying fund Prospectus and/or the Investment Policy Statement (IPS) for the complete objective and strategy of the underlying fund.

**Objective:** The Portfolio aims to achieve long term growth consistent with safety of capital. It is a strategic asset allocation portfolio. It invests its assets in other mutual funds managed by Manulife focusing on Canadian equity and fixed income funds. The Portfolio may also invest in foreign equity and money market funds within permitted ranges. The portfolio advisor may move up to 25% of the net assets of the Portfolio into cash if it feels that market conditions warrant it.

**Strategy:** This Fund will invest in units of the underlying mutual fund or a substantially similar fund.

## Information specific to Elite and F-Class sales charge options

### Elite (available only to GIF Select InvestmentPlus 75/75 contracts opened on or before October 3, 2014)

This section shows the information specific to the Elite sales charge option of this fund. When investing a minimum of \$1 million dollars you may qualify for Elite pricing which offers a lower management expense ratio than other sales charge options in the same product.

#### What you pay

- For the Elite front-end sales charge option, you pay up to 3.0% of the amount you invest.
- For the Elite back-end and Elite low-load sales charge options, refer to the sales charge table on page 2 for details.
- These are separate fees in addition to the MER.

Guarantee option	Minimum investment (\$)	MER (%)	Management fee (%)	Net asset value per unit (\$)	Units outstanding
InvestmentPlus 75/75	1,000,000	1.84	1.49	21.8556	71,134
IncomePlus	1,000,000	1.92	1.49	18.9026	10
EstatePlus	1,000,000	1.84	1.49	21.8556	204,801

### F-Class

This section shows the information specific to the F-Class sales charge option of this fund. Funds in the F-Class sales charge option are available for investors who have fee-based or wrap accounts with their dealer.

#### What you pay

- Sales charges are generally negotiated between you and your dealer
- Collection of these fees will occur within the dealer account and not from the contract
- These are separate fees in addition to the MER

Guarantee option	Minimum investment (\$)	MER (%)	Management fee (%)	Net asset value per unit (\$)	Units outstanding
InvestmentPlus 75/75	1,000	1.64	1.35	20.3920	10
IncomePlus	25,000	1.65	1.35	19.2537	10
EstatePlus	10,000	1.64	1.35	20.3920	—

## For more information

This summary may not contain all the information you need. Please read the Information Folder and Contract or you may contact us at:

### Manulife

500 King Street North, Waterloo ON N2J4C6  
www.manulifeim.ca

Canada, Outside of Quebec 1-888-790-4387

Quebec & French Business 1-800-355-6776

The Manufacturers Life Insurance Company (Manulife) is the issuer of insurance contracts containing Manulife segregated funds and the guarantor of any guarantee provisions therein. Manulife, Manulife & Stylized M Design, and Stylized M Design are trademarks of The Manufacturers Life Insurance Company and are used by it, and by its affiliates under license.

**Fund Facts — GIF Select**
**Manulife Simplicity Conservative Portfolio GIF Select**
**Quick Facts**

**Date Fund Available:** October 2009      **Underlying Fund Manager:** Manulife Investment Management Limited      **Total Fund Value:** \$231,956,608  
**Date Fund Created:** October 2006      **Total Units Outstanding:** 15,232,178      **Portfolio Turnover Rate:** 5.32%

Guarantee option	Minimum investment (\$)	MER (%)	Management fee (%)	Net asset value per unit (\$)	Units outstanding
InvestmentPlus 75/75	1,000	2.20	1.69	15.0201	6,326,279
IncomePlus	25,000	2.20	1.69	13.0581	173,419
EstatePlus	10,000	2.20	1.69	15.0201	888,729

Contracts opened on or after October 28, 2013 will not have access to funds in the IncomePlus Series unless it is a sale resulting from a transfer from an existing contract that holds the IncomePlus Series. EstatePlus Series is only available to clients with GIF Select contracts opened on or before May 13, 2016. For information on Elite and F-Class sales charge options, refer to page 3.

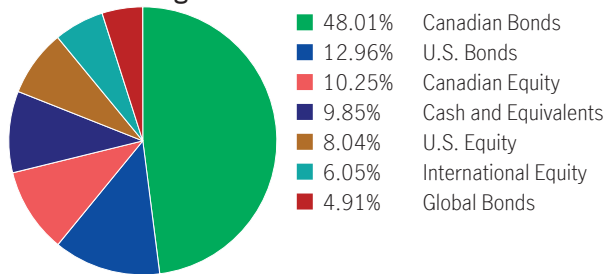
**What does the fund invest in?**

This segregated fund has a “fund of fund” structure and invests into the Manulife Simplicity Conservative Portfolio. The underlying mutual fund trust holds primarily Canadian fixed income and money market funds.

**Top 10 investments (of the underlying fund)**

Manulife Bond Fund	31.40%
Manulife Canadian Universe Bond Fund	17.75%
Manulife Strategic Income Fund	12.96%
Manulife Smart Short-Term Bond ETF	4.99%
Manulife Global Equity Class	4.87%
Manulife Global Listed Infrastructure Fund	3.92%
Manulife Global Dividend Class	3.90%
Manulife Corporate Bond Fund	3.49%
Manulife Multifactor Canadian Large Cap	2.52%
Manulife Canadian Investment Fund	2.49%
<b>Total</b>	<b>88.29%</b>

Total investments: 15

**Investment Segmentation**

**Are there any guarantees?**

This fund is being offered under an insurance contract. It comes with guarantees that may protect your investment if the markets go down. The MER includes a separate insurance fee that is charged for the guarantees. For details, please refer to the Information Folder and Contract.

**Who is this fund for?**

This fund may be right for a person seeking a balance of growth and interest income and who is comfortable with the ups and downs of the bond markets.

**How has the fund performed?**

This section tells you how the fund has performed over the past 10 years for a contractholder who has chosen InvestmentPlus 75/75. Returns are after the MER has been deducted.

It's important to note that this doesn't tell you how the fund will perform in the future.

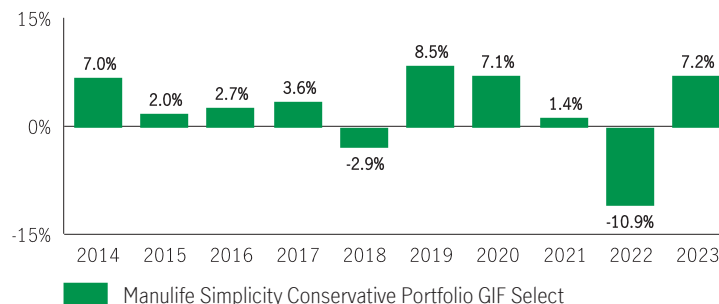
Also, your actual return will depend on the guarantee option and sales charge option you choose and on your personal tax situation.

**Average return**

A person who invested \$1,000 in the fund and chose InvestmentPlus 75/75 10 years ago has \$1,270.06 on December 31, 2023. This works out to an average of 2.42% per year.

**Year-by-year returns** Any values close to zero may not be visible.

This chart shows how the fund has performed in each of the past 10 years for a contractholder who chose the InvestmentPlus 75/75. In the last 10 years the fund was up in value 8 years and down in value 2 years.



For illustration purposes only. Actual segregated fund performance could be expected to vary and will depend on the guarantee option you choose.

**How risky is it?**

The value of your investments can go down. Please see the Information Folder for further details.



## How much does it cost?

The following tables show the fees and expenses you could pay to invest in or sell units of the fund, and will depend on the guarantee option and sales charge option you choose. The ongoing fees and expenses are different for each guarantee option.

### 1. Sales Charges

Sales charge option	What you pay	How it works																		
Front End Sales Charge	Up to 5.0% of the amount you invest	<ul style="list-style-type: none"> <li>You and your advisor decide on the rate</li> <li>The initial sales charge is deducted from the amount you invest. It is paid as a commission</li> </ul>																		
Deferred Sales Charge (DSC) *	<b>If you sell within:</b> <table border="1"> <thead> <tr> <th></th> <th>%</th> </tr> </thead> <tbody> <tr> <td>1 year of buying</td> <td>5.50</td> </tr> <tr> <td>2 years of buying</td> <td>5.00</td> </tr> <tr> <td>3 years of buying</td> <td>5.00</td> </tr> <tr> <td>4 years of buying</td> <td>4.00</td> </tr> <tr> <td>5 years of buying</td> <td>4.00</td> </tr> <tr> <td>6 years of buying</td> <td>3.00</td> </tr> <tr> <td>7 years of buying</td> <td>2.00</td> </tr> <tr> <td>After 7 years</td> <td>0.00</td> </tr> </tbody> </table>		%	1 year of buying	5.50	2 years of buying	5.00	3 years of buying	5.00	4 years of buying	4.00	5 years of buying	4.00	6 years of buying	3.00	7 years of buying	2.00	After 7 years	0.00	<ul style="list-style-type: none"> <li>The sales charge is deducted from the amount you sell</li> <li>You can sell up to 10% (20% for RRIF tax types) of your units each year without paying a sales charge</li> <li>You can switch to units of other funds within the same guarantee option and sales charge option without paying any sales charge. The sales charge schedule will be based on the date you invest in your first fund</li> <li>Any sales charge you pay goes to Manulife</li> </ul>
	%																			
1 year of buying	5.50																			
2 years of buying	5.00																			
3 years of buying	5.00																			
4 years of buying	4.00																			
5 years of buying	4.00																			
6 years of buying	3.00																			
7 years of buying	2.00																			
After 7 years	0.00																			
Low Load Sales Charge *	<b>If you sell within:</b> <table border="1"> <thead> <tr> <th></th> <th>%</th> </tr> </thead> <tbody> <tr> <td>1 year of buying</td> <td>2.50</td> </tr> <tr> <td>2 years of buying</td> <td>2.00</td> </tr> <tr> <td>3 years of buying</td> <td>1.50</td> </tr> <tr> <td>After 3 years</td> <td>0.00</td> </tr> </tbody> </table>		%	1 year of buying	2.50	2 years of buying	2.00	3 years of buying	1.50	After 3 years	0.00									
	%																			
1 year of buying	2.50																			
2 years of buying	2.00																			
3 years of buying	1.50																			
After 3 years	0.00																			
No Load Sales Charge	There are no charges to you.	Your servicing advisor may have to return a portion of the commission to Manulife if you sell units within the first 2 or 4 years from deposit, depending on the applicable chargeback schedule.																		

\* **Deferred** and **Low Load** sales charge options no longer allow new deposits, subsequent deposits, new or existing PACs or switches in from other sales charge options. Switches within the same sales charge option are permitted. Existing investments in these sales charge options will remain invested and the existing sales charge schedule will apply to any withdrawals.

### 2. Ongoing Fund Expenses

The management expense ratio (MER) includes the management fee and operating expenses of the fund and, if applicable, any underlying fund(s). The MER includes the insurance cost for the guarantee. You don't pay these expenses directly. Additional fees will apply to the IncomePlus and EstatePlus guarantee options and are paid out of the contract each year. The fund fee rate for this fund is a Level 2. MERs and guarantee fees affect you because they reduce the return you get on your investment. For details about how the guarantees work, see your Information Folder and Contract.

Guarantee option	MER (Annual rate as a % of the fund value)	Management fee (%)	Fund fee rate (%)
InvestmentPlus 75/75	2.20	1.69	—
IncomePlus	2.20	1.69	0.75
EstatePlus	2.20	1.69	0.35

#### Trailing commission

Manulife pays a trailing commission of up to 1.00% of the value of your investments each year for as long as you own the fund. It is for the services and advice your advisor provides to you. The trailing commission is paid out of the management fee. You don't pay these expenses directly. The rate depends on the sales charge option you choose.

### 3. Other Fees

Trading Fees apply to all guarantee options and sales charge options and are paid to Manulife.

Fee	What you pay
<b>Frequent Trading Fee</b>	2% of the value of units you trade for switches exceeding 5 per year.
<b>Early Withdrawal Fee</b>	2% of the value of units you sell or transfer within 90 days of buying them.
<b>Small Policy Fee</b>	\$100 annual fee is applied to IncomePlus with a GWB Benefit Base that is below the initial deposit minimum. It is also applied to EstatePlus with a Death Benefit Guarantee that is below the initial deposit minimum.

## What if I change my mind?

You can change your mind about your investment in a fund within two business days of the earlier of the date you received confirmation or five business days after it is mailed. You can also change your mind about subsequent transactions you make under the contract within two business days of the earlier of the date you received confirmation or five business days after it is mailed. In this case, the right to cancel only applies to the new transaction.

You have to tell us in writing that you want to cancel. The amount returned will be the lesser of the amount you invested, or the value of the fund if it has gone down. The amount returned only applies to the specific transaction and will include a refund of any sales charges or other fees you paid.

## Objective and Strategy

Unless otherwise noted, the investment objective of the underlying fund is the same or substantially similar as the segregated fund objective. Refer to the underlying fund Prospectus and/or the Investment Policy Statement (IPS) for the complete objective and strategy of the underlying fund.

**Objective:** The Portfolio seeks to generate income with an emphasis on preserving capital. It is a strategic asset allocation portfolio. It invests its assets in other mutual funds, focusing on Canadian fixed income and money market funds. The Portfolio may also invest in Canadian and foreign equity funds within permitted ranges.

**Strategy:** This Fund will invest in units of the underlying mutual fund or a substantially similar fund.

## Information specific to Elite and F-Class sales charge options

### Elite (available only to GIF Select InvestmentPlus 75/75 contracts opened on or before October 3, 2014)

This section shows the information specific to the Elite sales charge option of this fund. When investing a minimum of \$1 million dollars you may qualify for Elite pricing which offers a lower management expense ratio than other sales charge options in the same product.

#### What you pay

- For the Elite front-end sales charge option, you pay up to 3.0% of the amount you invest.
- For the Elite back-end and Elite low-load sales charge options, refer to the sales charge table on page 2 for details.
- These are separate fees in addition to the MER.

Guarantee option	Minimum investment (\$)	MER (%)	Management fee (%)	Net asset value per unit (\$)	Units outstanding
InvestmentPlus 75/75	1,000,000	1.70	1.36	16.1421	39,966
IncomePlus	1,000,000	1.71	1.36	14.0815	10
EstatePlus	1,000,000	1.70	1.36	16.1421	17,671

### F-Class

This section shows the information specific to the F-Class sales charge option of this fund. Funds in the F-Class sales charge option are available for investors who have fee-based or wrap accounts with their dealer.

#### What you pay

- Sales charges are generally negotiated between you and your dealer
- Collection of these fees will occur within the dealer account and not from the contract
- These are separate fees in addition to the MER

Guarantee option	Minimum investment (\$)	MER (%)	Management fee (%)	Net asset value per unit (\$)	Units outstanding
InvestmentPlus 75/75	1,000	1.15	0.92	16.1660	5,518
IncomePlus	25,000	1.15	0.92	15.1954	10
EstatePlus	10,000	1.15	0.92	16.1660	—

## For more information

This summary may not contain all the information you need. Please read the Information Folder and Contract or you may contact us at:

### Manulife

500 King Street North, Waterloo ON N2J4C6  
www.manulifeim.ca  
Canada, Outside of Quebec 1-888-790-4387  
Quebec & French Business 1-800-355-6776

The Manufacturers Life Insurance Company (Manulife) is the issuer of insurance contracts containing Manulife segregated funds and the guarantor of any guarantee provisions therein. Manulife, Manulife & Stylized M Design, and Stylized M Design are trademarks of The Manufacturers Life Insurance Company and are used by it, and by its affiliates under license.

**Fund Facts — GIF Select**
**Manulife Simplicity Global Balanced Portfolio GIF Select**
**Quick Facts**

**Date Fund Available:** October 2009      **Underlying Fund Manager:** Manulife Investment Management Limited      **Total Fund Value:** \$528,159,362  
**Date Fund Created:** April 2007      **Total Units Outstanding:** 27,523,907      **Portfolio Turnover Rate:** 5.26%

Guarantee option	Minimum investment (\$)	MER (%)	Management fee (%)	Net asset value per unit (\$)	Units outstanding
InvestmentPlus 75/75	1,000	2.82	2.12	20.6486	2,958,136
IncomePlus	25,000	2.83	2.12	17.4797	386,069
EstatePlus	10,000	2.82	2.12	20.6486	1,010,849

Contracts opened on or after October 28, 2013 will not have access to funds in the IncomePlus Series unless it is a sale resulting from a transfer from an existing contract that holds the IncomePlus Series. EstatePlus Series is only available to clients with GIF Select contracts opened on or before May 13, 2016. For information on Elite and F-Class sales charge options, refer to page 3.

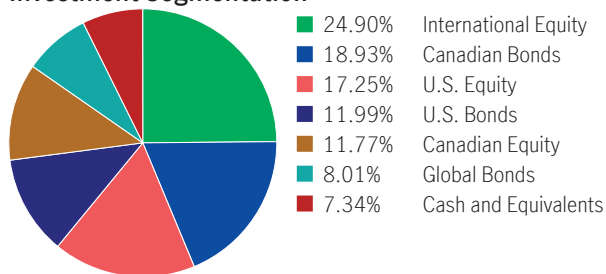
**What does the fund invest in?**

This segregated fund has a “fund-of-fund” structure and invests into the Manulife Simplicity Global Balanced Portfolio. The underlying mutual fund trust holds primarily foreign equities and Canadian fixed income investments.

**Top 10 investments (of the underlying fund)**

Manulife Bond Fund	15.06%
Manulife Strategic Income Fund	9.54%
Manulife U.S. All Cap Equity Fund	6.65%
Manulife Covered Call U.S. Equity Fund	5.88%
Manulife World Investment Class	5.17%
Manulife Canadian Unconstrained Bond Fund	5.02%
Manulife Global Listed Infrastructure Fund	4.88%
Manulife Smart International Dividend ETF	4.87%
MIM Emerging Markets Corporate Debt Pooled Fund	4.39%
Manulife Multifactor Developed International	4.27%
<b>Total</b>	<b>65.71%</b>

Total investments: 21

**Investment Segmentation**

**Are there any guarantees?**

This fund is being offered under an insurance contract. It comes with guarantees that may protect your investment if the markets go down. The MER includes a separate insurance fee that is charged for the guarantees. For details, please refer to the Information Folder and Contract.

**Who is this fund for?**

This fund may be right for a person seeking a balance of growth and interest income and who is comfortable with the ups and downs of the equity and bond markets.

**How has the fund performed?**

This section tells you how the fund has performed over the past 10 years for a contractholder who has chosen InvestmentPlus 75/75. Returns are after the MER has been deducted.

It's important to note that this doesn't tell you how the fund will perform in the future.

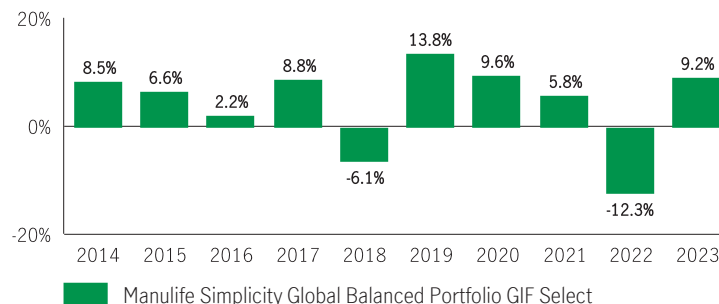
Also, your actual return will depend on the guarantee option and sales charge option you choose and on your personal tax situation.

**Average return**

A person who invested \$1,000 in the fund and chose InvestmentPlus 75/75 10 years ago has \$1,525.34 on December 31, 2023. This works out to an average of 4.31% per year.

**Year-by-year returns** Any values close to zero may not be visible.

This chart shows how the fund has performed in each of the past 10 years for a contractholder who chose the InvestmentPlus 75/75. In the last 10 years the fund was up in value 8 years and down in value 2 years.



For illustration purposes only. Actual segregated fund performance could be expected to vary and will depend on the guarantee option you choose.

**How risky is it?**

The value of your investments can go down. Please see the Information Folder for further details.



## How much does it cost?

The following tables show the fees and expenses you could pay to invest in or sell units of the fund, and will depend on the guarantee option and sales charge option you choose. The ongoing fees and expenses are different for each guarantee option.

### 1. Sales Charges

Sales charge option	What you pay	How it works																		
Front End Sales Charge	Up to 5.0% of the amount you invest	<ul style="list-style-type: none"> <li>You and your advisor decide on the rate</li> <li>The initial sales charge is deducted from the amount you invest. It is paid as a commission</li> </ul>																		
Deferred Sales Charge (DSC) *	<b>If you sell within:</b> <table border="1"> <thead> <tr> <th></th> <th>%</th> </tr> </thead> <tbody> <tr> <td>1 year of buying</td> <td>5.50</td> </tr> <tr> <td>2 years of buying</td> <td>5.00</td> </tr> <tr> <td>3 years of buying</td> <td>5.00</td> </tr> <tr> <td>4 years of buying</td> <td>4.00</td> </tr> <tr> <td>5 years of buying</td> <td>4.00</td> </tr> <tr> <td>6 years of buying</td> <td>3.00</td> </tr> <tr> <td>7 years of buying</td> <td>2.00</td> </tr> <tr> <td>After 7 years</td> <td>0.00</td> </tr> </tbody> </table>		%	1 year of buying	5.50	2 years of buying	5.00	3 years of buying	5.00	4 years of buying	4.00	5 years of buying	4.00	6 years of buying	3.00	7 years of buying	2.00	After 7 years	0.00	<ul style="list-style-type: none"> <li>The sales charge is deducted from the amount you sell</li> <li>You can sell up to 10% (20% for RRIF tax types) of your units each year without paying a sales charge</li> <li>You can switch to units of other funds within the same guarantee option and sales charge option without paying any sales charge. The sales charge schedule will be based on the date you invest in your first fund</li> <li>Any sales charge you pay goes to Manulife</li> </ul>
	%																			
1 year of buying	5.50																			
2 years of buying	5.00																			
3 years of buying	5.00																			
4 years of buying	4.00																			
5 years of buying	4.00																			
6 years of buying	3.00																			
7 years of buying	2.00																			
After 7 years	0.00																			
Low Load Sales Charge *	<b>If you sell within:</b> <table border="1"> <thead> <tr> <th></th> <th>%</th> </tr> </thead> <tbody> <tr> <td>1 year of buying</td> <td>2.50</td> </tr> <tr> <td>2 years of buying</td> <td>2.00</td> </tr> <tr> <td>3 years of buying</td> <td>1.50</td> </tr> <tr> <td>After 3 years</td> <td>0.00</td> </tr> </tbody> </table>		%	1 year of buying	2.50	2 years of buying	2.00	3 years of buying	1.50	After 3 years	0.00									
	%																			
1 year of buying	2.50																			
2 years of buying	2.00																			
3 years of buying	1.50																			
After 3 years	0.00																			
No Load Sales Charge	There are no charges to you.	Your servicing advisor may have to return a portion of the commission to Manulife if you sell units within the first 2 or 4 years from deposit, depending on the applicable chargeback schedule.																		

\* **Deferred** and **Low Load** sales charge options no longer allow new deposits, subsequent deposits, new or existing PACs or switches in from other sales charge options. Switches within the same sales charge option are permitted. Existing investments in these sales charge options will remain invested and the existing sales charge schedule will apply to any withdrawals.

### 2. Ongoing Fund Expenses

The management expense ratio (MER) includes the management fee and operating expenses of the fund and, if applicable, any underlying fund(s). The MER includes the insurance cost for the guarantee. You don't pay these expenses directly. Additional fees will apply to the IncomePlus and EstatePlus guarantee options and are paid out of the contract each year. The fund fee rate for this fund is a Level 4. MERs and guarantee fees affect you because they reduce the return you get on your investment. For details about how the guarantees work, see your Information Folder and Contract.

Guarantee option	MER (Annual rate as a % of the fund value)	Management fee (%)	Fund fee rate (%)
InvestmentPlus 75/75	2.82	2.12	—
IncomePlus	2.83	2.12	1.15
EstatePlus	2.82	2.12	0.55

#### Trailing commission

Manulife pays a trailing commission of up to 1.00% of the value of your investments each year for as long as you own the fund. It is for the services and advice your advisor provides to you. The trailing commission is paid out of the management fee. You don't pay these expenses directly. The rate depends on the sales charge option you choose.

### 3. Other Fees

Trading Fees apply to all guarantee options and sales charge options and are paid to Manulife.

Fee	What you pay
<b>Frequent Trading Fee</b>	2% of the value of units you trade for switches exceeding 5 per year.
<b>Early Withdrawal Fee</b>	2% of the value of units you sell or transfer within 90 days of buying them.
<b>Small Policy Fee</b>	\$100 annual fee is applied to IncomePlus with a GWB Benefit Base that is below the initial deposit minimum. It is also applied to EstatePlus with a Death Benefit Guarantee that is below the initial deposit minimum.

## What if I change my mind?

You can change your mind about your investment in a fund within two business days of the earlier of the date you received confirmation or five business days after it is mailed. You can also change your mind about subsequent transactions you make under the contract within two business days of the earlier of the date you received confirmation or five business days after it is mailed. In this case, the right to cancel only applies to the new transaction.

You have to tell us in writing that you want to cancel. The amount returned will be the lesser of the amount you invested, or the value of the fund if it has gone down. The amount returned only applies to the specific transaction and will include a refund of any sales charges or other fees you paid.



## Objective and Strategy

Unless otherwise noted, the investment objective of the underlying fund is the same or substantially similar as the segregated fund objective. Refer to the underlying fund Prospectus and/or the Investment Policy Statement (IPS) for the complete objective and strategy of the underlying fund.

**Objective:** The Portfolio aims to obtain long term returns consistent with safety of capital. It is a strategic asset allocation portfolio. It invests its assets in other mutual funds (the "Underlying Funds") focusing on global equity and fixed income funds. The portfolio advisor may move up to 25% of the net assets of the Portfolio into cash if it feels that market conditions warrant.

**Strategy:** This Fund will invest in units of the underlying mutual fund or a substantially similar fund.

## Information specific to Elite and F-Class sales charge options

### Elite (available only to GIF Select InvestmentPlus 75/75 contracts opened on or before October 3, 2014)

This section shows the information specific to the Elite sales charge option of this fund. When investing a minimum of \$1 million dollars you may qualify for Elite pricing which offers a lower management expense ratio than other sales charge options in the same product.

#### What you pay

- For the Elite front-end sales charge option, you pay up to 3.0% of the amount you invest.
- For the Elite back-end and Elite low-load sales charge options, refer to the sales charge table on page 2 for details.
- These are separate fees in addition to the MER.

Guarantee option	Minimum investment (\$)	MER (%)	Management fee (%)	Net asset value per unit (\$)	Units outstanding
InvestmentPlus 75/75	1,000,000	2.02	1.53	23.0982	40,765
IncomePlus	1,000,000	2.08	1.53	19.5306	10
EstatePlus	1,000,000	2.02	1.53	23.0982	26,773

### F-Class

This section shows the information specific to the F-Class sales charge option of this fund. Funds in the F-Class sales charge option are available for investors who have fee-based or wrap accounts with their dealer.

#### What you pay

- Sales charges are generally negotiated between you and your dealer
- Collection of these fees will occur within the dealer account and not from the contract
- These are separate fees in addition to the MER

Guarantee option	Minimum investment (\$)	MER (%)	Management fee (%)	Net asset value per unit (\$)	Units outstanding
InvestmentPlus 75/75	1,000	1.79	1.36	21.5724	2,238
IncomePlus	25,000	1.80	1.36	20.0608	10
EstatePlus	10,000	1.79	1.36	21.5724	—

## For more information

This summary may not contain all the information you need. Please read the Information Folder and Contract or you may contact us at:

### Manulife

500 King Street North, Waterloo ON N2J4C6  
www.manulifeim.ca

Canada, Outside of Quebec 1-888-790-4387  
Quebec & French Business 1-800-355-6776

The Manufacturers Life Insurance Company (Manulife) is the issuer of insurance contracts containing Manulife segregated funds and the guarantor of any guarantee provisions therein. Manulife, Manulife & Stylized M Design, and Stylized M Design are trademarks of The Manufacturers Life Insurance Company and are used by it, and by its affiliates under license.

**Fund Facts — GIF Select**
**Manulife Simplicity Growth Portfolio GIF Select**
**Quick Facts**

**Date Fund Available:** October 2009      **Underlying Fund Manager:** Manulife Investment Management Limited      **Total Fund Value:** \$739,835,980  
**Date Fund Created:** October 2006      **Total Units Outstanding:** 36,613,169      **Portfolio Turnover Rate:** 5.82%

Guarantee option	Minimum investment (\$)	MER (%)	Management fee (%)	Net asset value per unit (\$)	Units outstanding
InvestmentPlus 75/75	1,000	2.77	2.19	22.1833	2,475,036
IncomePlus	25,000	2.75	2.19	19.4196	248,613
EstatePlus	10,000	2.77	2.19	22.1833	320,365

Contracts opened on or after October 28, 2013 will not have access to funds in the IncomePlus Series unless it is a sale resulting from a transfer from an existing contract that holds the IncomePlus Series. EstatePlus Series is only available to clients with GIF Select contracts opened on or before May 13, 2016. For information on Elite and F-Class sales charge options, refer to page 3.

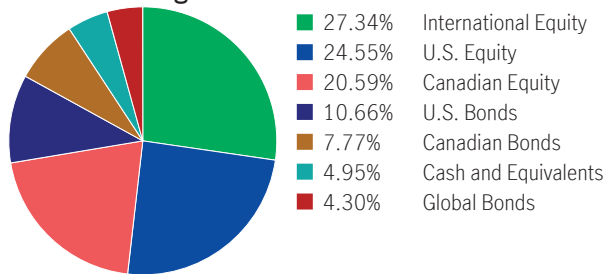
**What does the fund invest in?**

This segregated fund has a “fund-of-fund” structure and invests into the Manulife Simplicity Growth Portfolio. The underlying mutual fund trust holds primarily foreign equities.

**Top 10 investments (of the underlying fund)**

Manulife Strategic Income Fund	13.03%
Manulife U.S. All Cap Equity Fund	7.98%
Manulife Covered Call U.S. Equity Fund	6.89%
Manulife Bond Fund	6.01%
Manulife Growth Opportunities Fund	5.50%
Manulife World Investment Class	5.13%
Manulife Multifactor Canadian Large Cap	5.10%
Manulife Canadian Investment Fund	5.02%
Manulife Fundamental Equity Fund	5.01%
Manulife Smart International Dividend ETF	4.94%
<b>Total</b>	<b>64.62%</b>

Total investments: 22

**Investment Segmentation**

**Are there any guarantees?**

This fund is being offered under an insurance contract. It comes with guarantees that may protect your investment if the markets go down. The MER includes a separate insurance fee that is charged for the guarantees. For details, please refer to the Information Folder and Contract.

**Who is this fund for?**

This fund may be right for a person seeking a balance of growth and interest income and who is comfortable with the ups and downs of the equity and bond markets.

**How has the fund performed?**

This section tells you how the fund has performed over the past 10 years for a contractholder who has chosen InvestmentPlus 75/75. Returns are after the MER has been deducted.

It's important to note that this doesn't tell you how the fund will perform in the future.

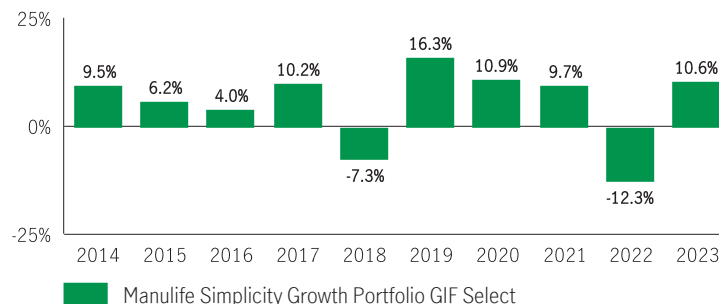
Also, your actual return will depend on the guarantee option and sales charge option you choose and on your personal tax situation.

**Average return**

A person who invested \$1,000 in the fund and chose InvestmentPlus 75/75 10 years ago has \$1,695.15 on December 31, 2023. This works out to an average of 5.42% per year.

**Year-by-year returns** Any values close to zero may not be visible.

This chart shows how the fund has performed in each of the past 10 years for a contractholder who chose the InvestmentPlus 75/75. In the last 10 years the fund was up in value 8 years and down in value 2 years.



For illustration purposes only. Actual segregated fund performance could be expected to vary and will depend on the guarantee option you choose.

**How risky is it?**

The value of your investments can go down. Please see the Information Folder for further details.



## How much does it cost?

The following tables show the fees and expenses you could pay to invest in or sell units of the fund, and will depend on the guarantee option and sales charge option you choose. The ongoing fees and expenses are different for each guarantee option.

### 1. Sales Charges

Sales charge option	What you pay	How it works
Front End Sales Charge	Up to 5.0% of the amount you invest	<ul style="list-style-type: none"> <li>You and your advisor decide on the rate</li> <li>The initial sales charge is deducted from the amount you invest. It is paid as a commission</li> </ul>
Deferred Sales Charge (DSC) *	<b>If you sell within:</b> 1 year of buying 5.50 2 years of buying 5.00 3 years of buying 5.00 4 years of buying 4.00 5 years of buying 4.00 6 years of buying 3.00 7 years of buying 2.00 After 7 years 0.00	<ul style="list-style-type: none"> <li>The sales charge is deducted from the amount you sell</li> <li>You can sell up to 10% (20% for RRIF tax types) of your units each year without paying a sales charge</li> <li>You can switch to units of other funds within the same guarantee option and sales charge option without paying any sales charge. The sales charge schedule will be based on the date you invest in your first fund</li> <li>Any sales charge you pay goes to Manulife</li> </ul>
Low Load Sales Charge *	<b>If you sell within:</b> 1 year of buying 2.50 2 years of buying 2.00 3 years of buying 1.50 After 3 years 0.00	
No Load Sales Charge	There are no charges to you.	Your servicing advisor may have to return a portion of the commission to Manulife if you sell units within the first 2 or 4 years from deposit, depending on the applicable chargeback schedule.

\* **Deferred** and **Low Load** sales charge options no longer allow new deposits, subsequent deposits, new or existing PACs or switches in from other sales charge options. Switches within the same sales charge option are permitted. Existing investments in these sales charge options will remain invested and the existing sales charge schedule will apply to any withdrawals.

### 2. Ongoing Fund Expenses

The management expense ratio (MER) includes the management fee and operating expenses of the fund and, if applicable, any underlying fund(s). The MER includes the insurance cost for the guarantee. You don't pay these expenses directly. Additional fees will apply to the IncomePlus and EstatePlus guarantee options and are paid out of the contract each year. The fund fee rate for this fund is a Level 4. MERs and guarantee fees affect you because they reduce the return you get on your investment. For details about how the guarantees work, see your Information Folder and Contract.

Guarantee option	MER (Annual rate as a % of the fund value)	Management fee (%)	Fund fee rate (%)
InvestmentPlus 75/75	2.77	2.19	—
IncomePlus	2.75	2.19	1.15
EstatePlus	2.77	2.19	0.55

#### Trailing commission

Manulife pays a trailing commission of up to 1.00% of the value of your investments each year for as long as you own the fund. It is for the services and advice your advisor provides to you. The trailing commission is paid out of the management fee. You don't pay these expenses directly. The rate depends on the sales charge option you choose.

### 3. Other Fees

Trading Fees apply to all guarantee options and sales charge options and are paid to Manulife.

Fee	What you pay
<b>Frequent Trading Fee</b>	2% of the value of units you trade for switches exceeding 5 per year.
<b>Early Withdrawal Fee</b>	2% of the value of units you sell or transfer within 90 days of buying them.
<b>Small Policy Fee</b>	\$100 annual fee is applied to IncomePlus with a GWB Benefit Base that is below the initial deposit minimum. It is also applied to EstatePlus with a Death Benefit Guarantee that is below the initial deposit minimum.

## What if I change my mind?

You can change your mind about your investment in a fund within two business days of the earlier of the date you received confirmation or five business days after it is mailed. You can also change your mind about subsequent transactions you make under the contract within two business days of the earlier of the date you received confirmation or five business days after it is mailed. In this case, the right to cancel only applies to the new transaction.

You have to tell us in writing that you want to cancel. The amount returned will be the lesser of the amount you invested, or the value of the fund if it has gone down. The amount returned only applies to the specific transaction and will include a refund of any sales charges or other fees you paid.

## Objective and Strategy

Unless otherwise noted, the investment objective of the underlying fund is the same or substantially similar as the segregated fund objective. Refer to the underlying fund Prospectus and/or the Investment Policy Statement (IPS) for the complete objective and strategy of the underlying fund.

**Objective:** The Portfolio aims to provide long-term capital growth and increased foreign content exposure. It is a strategic asset allocation portfolio. It invests its assets in other mutual funds managed by us focusing on Canadian and foreign equity funds. The portfolio advisor may move up to 25% of the net assets of the Portfolio into cash if it feels that market conditions warrant it.

**Strategy:** This Fund will invest in units of the underlying mutual fund or a substantially similar fund.

## Information specific to Elite and F-Class sales charge options

### Elite (available only to GIF Select InvestmentPlus 75/75 contracts opened on or before October 3, 2014)

This section shows the information specific to the Elite sales charge option of this fund. When investing a minimum of \$1 million dollars you may qualify for Elite pricing which offers a lower management expense ratio than other sales charge options in the same product.

#### What you pay

- For the Elite front-end sales charge option, you pay up to 3.0% of the amount you invest.
- For the Elite back-end and Elite low-load sales charge options, refer to the sales charge table on page 2 for details.
- These are separate fees in addition to the MER.

Guarantee option	Minimum investment (\$)	MER (%)	Management fee (%)	Net asset value per unit (\$)	Units outstanding
InvestmentPlus 75/75	1,000,000	2.00	1.64	24.8315	141,644
IncomePlus	1,000,000	2.02	1.64	21.4718	10
EstatePlus	1,000,000	2.00	1.64	24.8315	20,230

### F-Class

This section shows the information specific to the F-Class sales charge option of this fund. Funds in the F-Class sales charge option are available for investors who have fee-based or wrap accounts with their dealer.

#### What you pay

- Sales charges are generally negotiated between you and your dealer
- Collection of these fees will occur within the dealer account and not from the contract
- These are separate fees in addition to the MER

Guarantee option	Minimum investment (\$)	MER (%)	Management fee (%)	Net asset value per unit (\$)	Units outstanding
InvestmentPlus 75/75	1,000	1.64	1.43	23.3197	3,067
IncomePlus	25,000	1.75	1.43	22.1308	10
EstatePlus	10,000	1.64	1.43	23.3197	17,105

## For more information

This summary may not contain all the information you need. Please read the Information Folder and Contract or you may contact us at:

### Manulife

500 King Street North, Waterloo ON N2J4C6  
www.manulifeim.ca

Canada, Outside of Quebec 1-888-790-4387  
Quebec & French Business 1-800-355-6776

The Manufacturers Life Insurance Company (Manulife) is the issuer of insurance contracts containing Manulife segregated funds and the guarantor of any guarantee provisions therein. Manulife, Manulife & Stylized M Design, and Stylized M Design are trademarks of The Manufacturers Life Insurance Company and are used by it, and by its affiliates under license.

**Fund Facts — GIF Select**
**Manulife Simplicity Moderate Portfolio GIF Select**
**Quick Facts**

**Date Fund Available:** October 2009      **Underlying Fund Manager:** Manulife Investment Management Limited      **Total Fund Value:** \$199,957,096  
**Date Fund Created:** October 2006      **Total Units Outstanding:** 11,440,142      **Portfolio Turnover Rate:** 5.99%

Guarantee option	Minimum investment (\$)	MER (%)	Management fee (%)	Net asset value per unit (\$)	Units outstanding
InvestmentPlus 75/75	1,000	2.35	1.83	17.5155	2,450,833
IncomePlus	25,000	2.37	1.83	15.1700	87,414
EstatePlus	10,000	2.35	1.83	17.5155	712,941

Contracts opened on or after October 28, 2013 will not have access to funds in the IncomePlus Series unless it is a sale resulting from a transfer from an existing contract that holds the IncomePlus Series. EstatePlus Series is only available to clients with GIF Select contracts opened on or before May 13, 2016. For information on Elite and F-Class sales charge options, refer to page 3.

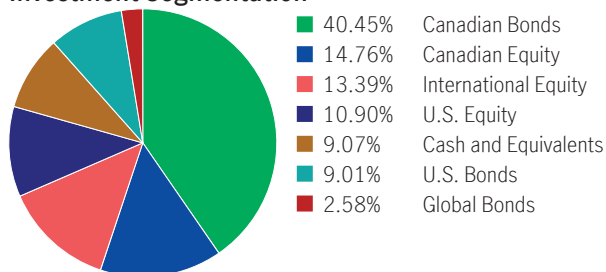
**What does the fund invest in?**

This segregated fund has a “fund-of-fund” structure and invests into the Manulife Simplicity Moderate Portfolio. The underlying mutual fund trust holds primarily Canadian equities and Canadian fixed income investments.

**Top 10 investments (of the underlying fund)**

Manulife Bond Fund	28.54%
Manulife Canadian Universe Bond Fund	8.92%
Manulife Canadian Unconstrained Bond Fund	5.50%
Manulife Smart Short-Term Bond ETF	5.05%
Manulife Corporate Bond Fund	5.01%
Manulife Strategic Income Fund	5.01%
Manulife Multifactor Canadian Large Cap	4.08%
Manulife Canadian Investment Fund	4.00%
Manulife World Investment Class	3.96%
Manulife Global Listed Infrastructure Fund	3.89%
<b>Total</b>	<b>73.96%</b>

Total investments: 19

**Investment Segmentation**

**Are there any guarantees?**

This fund is being offered under an insurance contract. It comes with guarantees that may protect your investment if the markets go down. The MER includes a separate insurance fee that is charged for the guarantees. For details, please refer to the Information Folder and Contract.

**Who is this fund for?**

This fund may be right for a person seeking a balance of growth and interest income and who is comfortable with the ups and downs of the equity and bond markets.

**How has the fund performed?**

This section tells you how the fund has performed over the past 10 years for a contractholder who has chosen InvestmentPlus 75/75. Returns are after the MER has been deducted.

It's important to note that this doesn't tell you how the fund will perform in the future.

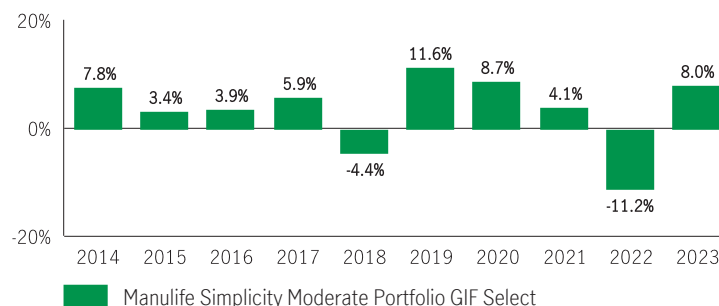
Also, your actual return will depend on the guarantee option and sales charge option you choose and on your personal tax situation.

**Average return**

A person who invested \$1,000 in the fund and chose InvestmentPlus 75/75 10 years ago has \$1,420.35 on December 31, 2023. This works out to an average of 3.57% per year.

**Year-by-year returns** Any values close to zero may not be visible.

This chart shows how the fund has performed in each of the past 10 years for a contractholder who chose the InvestmentPlus 75/75. In the last 10 years the fund was up in value 8 years and down in value 2 years.



For illustration purposes only. Actual segregated fund performance could be expected to vary and will depend on the guarantee option you choose.

**How risky is it?**

The value of your investments can go down. Please see the Information Folder for further details.



## How much does it cost?

The following tables show the fees and expenses you could pay to invest in or sell units of the fund, and will depend on the guarantee option and sales charge option you choose. The ongoing fees and expenses are different for each guarantee option.

### 1. Sales Charges

Sales charge option	What you pay	How it works																		
Front End Sales Charge	Up to 5.0% of the amount you invest	<ul style="list-style-type: none"> <li>You and your advisor decide on the rate</li> <li>The initial sales charge is deducted from the amount you invest. It is paid as a commission</li> </ul>																		
Deferred Sales Charge (DSC) *	<b>If you sell within:</b> <table border="1"> <thead> <tr> <th></th> <th>%</th> </tr> </thead> <tbody> <tr> <td>1 year of buying</td> <td>5.50</td> </tr> <tr> <td>2 years of buying</td> <td>5.00</td> </tr> <tr> <td>3 years of buying</td> <td>5.00</td> </tr> <tr> <td>4 years of buying</td> <td>4.00</td> </tr> <tr> <td>5 years of buying</td> <td>4.00</td> </tr> <tr> <td>6 years of buying</td> <td>3.00</td> </tr> <tr> <td>7 years of buying</td> <td>2.00</td> </tr> <tr> <td>After 7 years</td> <td>0.00</td> </tr> </tbody> </table>		%	1 year of buying	5.50	2 years of buying	5.00	3 years of buying	5.00	4 years of buying	4.00	5 years of buying	4.00	6 years of buying	3.00	7 years of buying	2.00	After 7 years	0.00	<ul style="list-style-type: none"> <li>The sales charge is deducted from the amount you sell</li> <li>You can sell up to 10% (20% for RRIF tax types) of your units each year without paying a sales charge</li> <li>You can switch to units of other funds within the same guarantee option and sales charge option without paying any sales charge. The sales charge schedule will be based on the date you invest in your first fund</li> <li>Any sales charge you pay goes to Manulife</li> </ul>
	%																			
1 year of buying	5.50																			
2 years of buying	5.00																			
3 years of buying	5.00																			
4 years of buying	4.00																			
5 years of buying	4.00																			
6 years of buying	3.00																			
7 years of buying	2.00																			
After 7 years	0.00																			
Low Load Sales Charge *	<b>If you sell within:</b> <table border="1"> <thead> <tr> <th></th> <th>%</th> </tr> </thead> <tbody> <tr> <td>1 year of buying</td> <td>2.50</td> </tr> <tr> <td>2 years of buying</td> <td>2.00</td> </tr> <tr> <td>3 years of buying</td> <td>1.50</td> </tr> <tr> <td>After 3 years</td> <td>0.00</td> </tr> </tbody> </table>		%	1 year of buying	2.50	2 years of buying	2.00	3 years of buying	1.50	After 3 years	0.00									
	%																			
1 year of buying	2.50																			
2 years of buying	2.00																			
3 years of buying	1.50																			
After 3 years	0.00																			
No Load Sales Charge	There are no charges to you.	Your servicing advisor may have to return a portion of the commission to Manulife if you sell units within the first 2 or 4 years from deposit, depending on the applicable chargeback schedule.																		

\* **Deferred** and **Low Load** sales charge options no longer allow new deposits, subsequent deposits, new or existing PACs or switches in from other sales charge options. Switches within the same sales charge option are permitted. Existing investments in these sales charge options will remain invested and the existing sales charge schedule will apply to any withdrawals.

### 2. Ongoing Fund Expenses

The management expense ratio (MER) includes the management fee and operating expenses of the fund and, if applicable, any underlying fund(s). The MER includes the insurance cost for the guarantee. You don't pay these expenses directly. Additional fees will apply to the IncomePlus and EstatePlus guarantee options and are paid out of the contract each year. The fund fee rate for this fund is a Level 2. MERs and guarantee fees affect you because they reduce the return you get on your investment. For details about how the guarantees work, see your Information Folder and Contract.

Guarantee option	MER (Annual rate as a % of the fund value)	Management fee (%)	Fund fee rate (%)
InvestmentPlus 75/75	2.35	1.83	—
IncomePlus	2.37	1.83	0.75
EstatePlus	2.35	1.83	0.35

#### Trailing commission

Manulife pays a trailing commission of up to 1.00% of the value of your investments each year for as long as you own the fund. It is for the services and advice your advisor provides to you. The trailing commission is paid out of the management fee. You don't pay these expenses directly. The rate depends on the sales charge option you choose.

### 3. Other Fees

Trading Fees apply to all guarantee options and sales charge options and are paid to Manulife.

Fee	What you pay
<b>Frequent Trading Fee</b>	2% of the value of units you trade for switches exceeding 5 per year.
<b>Early Withdrawal Fee</b>	2% of the value of units you sell or transfer within 90 days of buying them.
<b>Small Policy Fee</b>	\$100 annual fee is applied to IncomePlus with a GWB Benefit Base that is below the initial deposit minimum. It is also applied to EstatePlus with a Death Benefit Guarantee that is below the initial deposit minimum.

## What if I change my mind?

You can change your mind about your investment in a fund within two business days of the earlier of the date you received confirmation or five business days after it is mailed. You can also change your mind about subsequent transactions you make under the contract within two business days of the earlier of the date you received confirmation or five business days after it is mailed. In this case, the right to cancel only applies to the new transaction.

You have to tell us in writing that you want to cancel. The amount returned will be the lesser of the amount you invested, or the value of the fund if it has gone down. The amount returned only applies to the specific transaction and will include a refund of any sales charges or other fees you paid.

## Objective and Strategy

Unless otherwise noted, the investment objective of the underlying fund is the same or substantially similar as the segregated fund objective. Refer to the underlying fund Prospectus and/or the Investment Policy Statement (IPS) for the complete objective and strategy of the underlying fund.

**Objective:** The Portfolio aims to generate income and to provide long-term growth consistent with preservation of capital. It is a strategic asset allocation portfolio. It invests its assets in other mutual funds, focusing on Canadian fixed income and money market funds, with a portion in Canadian equity funds. The Portfolio may also invest in foreign equity funds within permitted ranges. The portfolio advisor may move up to 25% of the net assets of the Portfolio into cash if it feels that market conditions warrant it.

**Strategy:** This Fund will invest in units of the underlying mutual fund or a substantially similar fund.

## Information specific to Elite and F-Class sales charge options

### Elite (available only to GIF Select InvestmentPlus 75/75 contracts opened on or before October 3, 2014)

This section shows the information specific to the Elite sales charge option of this fund. When investing a minimum of \$1 million dollars you may qualify for Elite pricing which offers a lower management expense ratio than other sales charge options in the same product.

#### What you pay

- For the Elite front-end sales charge option, you pay up to 3.0% of the amount you invest.
- For the Elite back-end and Elite low-load sales charge options, refer to the sales charge table on page 2 for details.
- These are separate fees in addition to the MER.

Guarantee option	Minimum investment (\$)	MER (%)	Management fee (%)	Net asset value per unit (\$)	Units outstanding
InvestmentPlus 75/75	1,000,000	1.75	1.41	19.0992	193,614
IncomePlus	1,000,000	1.75	1.41	16.4810	10
EstatePlus	1,000,000	1.75	1.41	19.0992	207,419

### F-Class

This section shows the information specific to the F-Class sales charge option of this fund. Funds in the F-Class sales charge option are available for investors who have fee-based or wrap accounts with their dealer.

#### What you pay

- Sales charges are generally negotiated between you and your dealer
- Collection of these fees will occur within the dealer account and not from the contract
- These are separate fees in addition to the MER

Guarantee option	Minimum investment (\$)	MER (%)	Management fee (%)	Net asset value per unit (\$)	Units outstanding
InvestmentPlus 75/75	1,000	1.23	1.07	18.4878	10
IncomePlus	25,000	1.32	1.07	17.5015	10
EstatePlus	10,000	1.23	1.07	18.4878	—

## For more information

This summary may not contain all the information you need. Please read the Information Folder and Contract or you may contact us at:

### Manulife

500 King Street North, Waterloo ON N2J4C6  
www.manulifeim.ca

Canada, Outside of Quebec 1-888-790-4387  
Quebec & French Business 1-800-355-6776

The Manufacturers Life Insurance Company (Manulife) is the issuer of insurance contracts containing Manulife segregated funds and the guarantor of any guarantee provisions therein. Manulife, Manulife & Stylized M Design, and Stylized M Design are trademarks of The Manufacturers Life Insurance Company and are used by it, and by its affiliates under license.

## Fund Facts — GIF Select

# Manulife TD Diversified Monthly Income GIF Select

## Quick Facts

**Date Fund Available:** October 2012

**Underlying Fund Manager:** TD Asset Management Inc.

**Total Fund Value:** \$21,669,303

**Date Fund Created:** October 2012

**Total Units Outstanding:** 1,444,933

**Portfolio Turnover Rate:** 12.15%

Guarantee option	Minimum investment (\$)	MER (%)	Management fee (%)	Net asset value per unit (\$)	Units outstanding
InvestmentPlus 75/75	1,000	2.81	1.89	14.9977	401,968
InvestmentPlus 75/100	1,000	3.11	2.79	10.0000	10
IncomePlus	25,000	2.78	1.89	14.9074	101,581
EstatePlus	10,000	2.81	1.89	14.9977	126,544

Contracts opened on or after October 28, 2013 will not have access to funds in the IncomePlus Series unless it is a sale resulting from a transfer from an existing contract that holds the IncomePlus Series. EstatePlus Series is only available to clients with GIF Select contracts opened on or before May 13, 2016. For information on Elite and F-Class sales charge options, refer to page 3.

## What does the fund invest in?

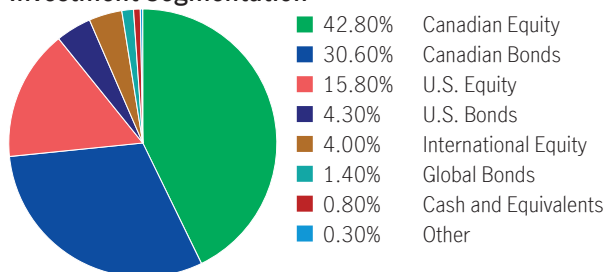
This segregated fund has a “fund-of-fund” structure and invests into the TD Diversified Monthly Income Fund. The underlying mutual fund trust holds primarily Canadian equities and Canadian fixed income investments.

## Top 10 investments (of the underlying fund)

Royal Bank of Canada	4.91%
Toronto-Dominion Bank	3.81%
Canadian Natural Resources Limited	3.71%
Canadian Pacific Kansas City Limited	3.51%
Shopify Inc.	3.01%
Suncor Energy Inc.	2.51%
Alimentation Couche-Tard Inc.	2.31%
National Bank of Canada	2.31%
Waste Connections Inc.	2.20%
Imperial Oil Limited	2.10%
<b>Total</b>	<b>30.37%</b>

Total investments: 493

## Investment Segmentation



## Are there any guarantees?

This fund is being offered under an insurance contract. It comes with guarantees that may protect your investment if the markets go down. The MER includes a separate insurance fee that is charged for the guarantees. For details, please refer to the Information Folder and Contract.

## Who is this fund for?

This fund may be right for a person seeking a balance of growth and interest income and who is comfortable with the ups and downs of the equity and bond markets.

## How has the fund performed?

This section tells you how the fund has performed over the past 10 years for a contractholder who has chosen InvestmentPlus 75/75. Returns are after the MER has been deducted.

It's important to note that this doesn't tell you how the fund will perform in the future. Also, your actual return will depend on the guarantee option and sales charge option you choose and on your personal tax situation.

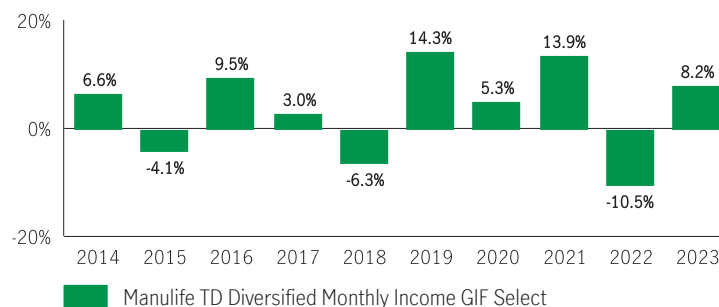
### Average return

A person who invested \$1,000 in the fund and chose InvestmentPlus 75/75 10 years ago has \$1,435.46 on December 31, 2023. This works out to an average of 3.68% per year.

### Year-by-year returns

Any values close to zero may not be visible.

This chart shows how the fund has performed in each of the past 10 years for a contractholder who chose the InvestmentPlus 75/75. In the last 10 years the fund was up in value 7 years and down in value 3 years.



For illustration purposes only. Actual segregated fund performance could be expected to vary and will depend on the guarantee option you choose.

## How risky is it?

The value of your investments can go down. Please see the Information Folder for further details.





## How much does it cost?

The following tables show the fees and expenses you could pay to invest in or sell units of the fund, and will depend on the guarantee option and sales charge option you choose. The ongoing fees and expenses are different for each guarantee option.

### 1. Sales Charges

Sales charge option	What you pay	How it works																		
Front End Sales Charge	Up to 5.0% of the amount you invest	<ul style="list-style-type: none"> <li>You and your advisor decide on the rate</li> <li>The initial sales charge is deducted from the amount you invest. It is paid as a commission</li> </ul>																		
Deferred Sales Charge (DSC) *	<b>If you sell within:</b> <table border="1"> <thead> <tr> <th></th> <th>%</th> </tr> </thead> <tbody> <tr> <td>1 year of buying</td> <td>5.50</td> </tr> <tr> <td>2 years of buying</td> <td>5.00</td> </tr> <tr> <td>3 years of buying</td> <td>5.00</td> </tr> <tr> <td>4 years of buying</td> <td>4.00</td> </tr> <tr> <td>5 years of buying</td> <td>4.00</td> </tr> <tr> <td>6 years of buying</td> <td>3.00</td> </tr> <tr> <td>7 years of buying</td> <td>2.00</td> </tr> <tr> <td>After 7 years</td> <td>0.00</td> </tr> </tbody> </table>		%	1 year of buying	5.50	2 years of buying	5.00	3 years of buying	5.00	4 years of buying	4.00	5 years of buying	4.00	6 years of buying	3.00	7 years of buying	2.00	After 7 years	0.00	<ul style="list-style-type: none"> <li>The sales charge is deducted from the amount you sell</li> <li>You can sell up to 10% (20% for RRIF tax types) of your units each year without paying a sales charge</li> <li>You can switch to units of other funds within the same guarantee option and sales charge option without paying any sales charge. The sales charge schedule will be based on the date you invest in your first fund</li> <li>Any sales charge you pay goes to Manulife</li> </ul>
	%																			
1 year of buying	5.50																			
2 years of buying	5.00																			
3 years of buying	5.00																			
4 years of buying	4.00																			
5 years of buying	4.00																			
6 years of buying	3.00																			
7 years of buying	2.00																			
After 7 years	0.00																			
Low Load Sales Charge *	<b>If you sell within:</b> <table border="1"> <thead> <tr> <th></th> <th>%</th> </tr> </thead> <tbody> <tr> <td>1 year of buying</td> <td>2.50</td> </tr> <tr> <td>2 years of buying</td> <td>2.00</td> </tr> <tr> <td>3 years of buying</td> <td>1.50</td> </tr> <tr> <td>After 3 years</td> <td>0.00</td> </tr> </tbody> </table>		%	1 year of buying	2.50	2 years of buying	2.00	3 years of buying	1.50	After 3 years	0.00									
	%																			
1 year of buying	2.50																			
2 years of buying	2.00																			
3 years of buying	1.50																			
After 3 years	0.00																			
No Load Sales Charge	There are no charges to you.	Your servicing advisor may have to return a portion of the commission to Manulife if you sell units within the first 2 or 4 years from deposit, depending on the applicable chargeback schedule.																		

\* **Deferred** and **Low Load** sales charge options no longer allow new deposits, subsequent deposits, new or existing PACs or switches in from other sales charge options. Switches within the same sales charge option are permitted. Existing investments in these sales charge options will remain invested and the existing sales charge schedule will apply to any withdrawals.

### 2. Ongoing Fund Expenses

The management expense ratio (MER) includes the management fee and operating expenses of the fund and, if applicable, any underlying fund(s). The MER includes the insurance cost for the guarantee. You don't pay these expenses directly. Additional fees will apply to the IncomePlus and EstatePlus guarantee options and are paid out of the contract each year. The fund fee rate for this fund is a Level 4. MERs and guarantee fees affect you because they reduce the return you get on your investment. For details about how the guarantees work, see your Information Folder and Contract.

Guarantee option	MER (Annual rate as a % of the fund value)	Management fee (%)	Fund fee rate (%)
InvestmentPlus 75/75	2.81	1.89	—
InvestmentPlus 75/100	3.11	2.79	—
IncomePlus	2.78	1.89	1.15
EstatePlus	2.81	1.89	0.55

#### Trailing commission

Manulife pays a trailing commission of up to 1.00% of the value of your investments each year for as long as you own the fund. It is for the services and advice your advisor provides to you. The trailing commission is paid out of the management fee. You don't pay these expenses directly. The rate depends on the sales charge option you choose.

### 3. Other Fees

Trading Fees apply to all guarantee options and sales charge options and are paid to Manulife.

Fee	What you pay
<b>Frequent Trading Fee</b>	2% of the value of units you trade for switches exceeding 5 per year.
<b>Early Withdrawal Fee</b>	2% of the value of units you sell or transfer within 90 days of buying them.
<b>Small Policy Fee</b>	\$100 annual fee is applied to IncomePlus with a GWB Benefit Base that is below the initial deposit minimum. It is also applied to EstatePlus with a Death Benefit Guarantee that is below the initial deposit minimum.

## What if I change my mind?

You can change your mind about your investment in a fund within two business days of the earlier of the date you received confirmation or five business days after it is mailed. You can also change your mind about subsequent transactions you make under the contract within two business days of the earlier of the date you received confirmation or five business days after it is mailed. In this case, the right to cancel only applies to the new transaction.

You have to tell us in writing that you want to cancel. The amount returned will be the lesser of the amount you invested, or the value of the fund if it has gone down. The amount returned only applies to the specific transaction and will include a refund of any sales charges or other fees you paid.

## Objective and Strategy

Unless otherwise noted, the investment objective of the underlying fund is the same or substantially similar as the segregated fund objective. Refer to the underlying fund Prospectus and/or the Investment Policy Statement (IPS) for the complete objective and strategy of the underlying fund.

**Objective:** The fundamental investment objective is to seek to provide monthly income with capital appreciation as a secondary objective, by investing primarily in income-producing securities

**Strategy:** This Fund will invest in units of the underlying mutual fund or a substantially similar fund.

## Information specific to Elite and F-Class sales charge options

### Elite (available only to GIF Select InvestmentPlus 75/75 contracts opened on or before October 3, 2014)

This section shows the information specific to the Elite sales charge option of this fund. When investing a minimum of \$1 million dollars you may qualify for Elite pricing which offers a lower management expense ratio than other sales charge options in the same product.

#### What you pay

- For the Elite front-end sales charge option, you pay up to 3.0% of the amount you invest.
- For the Elite back-end and Elite low-load sales charge options, refer to the sales charge table on page 2 for details.
- These are separate fees in addition to the MER.

Guarantee option	Minimum investment (\$)	MER (%)	Management fee (%)	Net asset value per unit (\$)	Units outstanding
InvestmentPlus 75/75	1,000,000	2.20	1.27	16.3327	10
InvestmentPlus 75/100	1,000,000	2.50	2.24	10.0000	10
IncomePlus	1,000,000	2.05	1.27	16.2327	2,353
EstatePlus	1,000,000	2.20	1.27	16.3327	—

## F-Class

This section shows the information specific to the F-Class sales charge option of this fund. Funds in the F-Class sales charge option are available for investors who have fee-based or wrap accounts with their dealer.

#### What you pay

- Sales charges are generally negotiated between you and your dealer
- Collection of these fees will occur within the dealer account and not from the contract
- These are separate fees in addition to the MER

Guarantee option	Minimum investment (\$)	MER (%)	Management fee (%)	Net asset value per unit (\$)	Units outstanding
InvestmentPlus 75/75	1,000	1.85	1.12	17.4940	10
InvestmentPlus 75/100	1,000	2.00	1.79	10.0000	10
IncomePlus	25,000	1.85	1.12	17.2913	10
EstatePlus	10,000	1.85	1.12	17.4940	—

## For more information

This summary may not contain all the information you need. Please read the Information Folder and Contract or you may contact us at:

### Manulife

500 King Street North, Waterloo ON N2J4C6  
www.manulifeim.ca  
Canada, Outside of Quebec 1-888-790-4387  
Quebec & French Business 1-800-355-6776

The Manufacturers Life Insurance Company (Manulife) is the issuer of insurance contracts containing Manulife segregated funds and the guarantor of any guarantee provisions therein. Manulife, Manulife & Stylized M Design, and Stylized M Design are trademarks of The Manufacturers Life Insurance Company and are used by it, and by its affiliates under license.

**Fund Facts — GIF Select**
**Manulife TD Dividend Income GIF Select**
**Quick Facts**
**Date Fund Available:** October 2009

**Underlying Fund Manager:** TD Asset Management Inc.

**Total Fund Value:** \$489,770,209

**Date Fund Created:** July 2008

**Total Units Outstanding:** 23,614,190

**Portfolio Turnover Rate:** 4.37%

Guarantee option	Minimum investment (\$)	MER (%)	Management fee (%)	Net asset value per unit (\$)	Units outstanding
InvestmentPlus 75/75	1,000	2.89	2.02	21.4050	6,057,348
InvestmentPlus 75/100	1,000	3.49	3.14	10.0000	10
EstatePlus	10,000	2.89	2.02	21.4050	264,254

Contracts opened on or after October 28, 2013 will not have access to funds in the IncomePlus Series unless it is a sale resulting from a transfer from an existing contract that holds the IncomePlus Series. EstatePlus Series is only available to clients with GIF Select contracts opened on or before May 13, 2016. For information on Elite and F-Class sales charge options, refer to page 3.

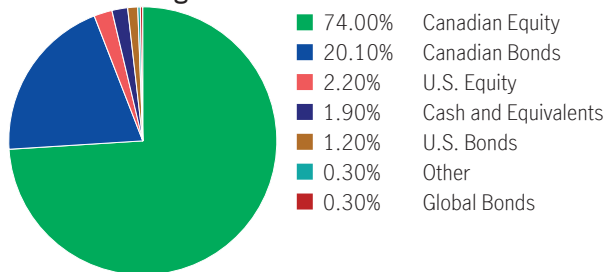
**What does the fund invest in?**

This segregated fund has a “fund-of-fund” structure and invests into the TD Dividend Income Fund. The underlying mutual fund trust holds primarily Canadian fixed income investments.

**Top 10 investments (of the underlying fund)**

Royal Bank of Canada	7.52%
Toronto-Dominion Bank	7.02%
Bank of Montreal	6.12%
Canadian Imperial Bank of Commerce	4.91%
Brookfield Corporation	4.41%
Canadian National Railway Company	3.71%
Bank of Nova Scotia	3.61%
Enbridge Inc.	3.41%
Canadian Pacific Kansas City Limited	3.21%
Manulife Financial Corporation	2.01%
<b>Total</b>	<b>45.92%</b>

Total investments: 660

**Investment Segmentation**

**Are there any guarantees?**

This fund is being offered under an insurance contract. It comes with guarantees that may protect your investment if the markets go down. The MER includes a separate insurance fee that is charged for the guarantees. For details, please refer to the Information Folder and Contract.

**Who is this fund for?**

This fund may be right for a person seeking a balance of growth and interest income and who is comfortable with the ups and downs of the equity and bond markets.

**How has the fund performed?**

This section tells you how the fund has performed over the past 10 years for a contractholder who has chosen InvestmentPlus 75/75. Returns are after the MER has been deducted.

It's important to note that this doesn't tell you how the fund will perform in the future.

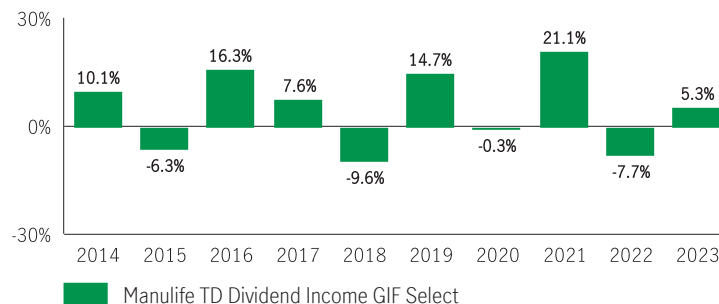
Also, your actual return will depend on the guarantee option and sales charge option you choose and on your personal tax situation.

**Average return**

A person who invested \$1,000 in the fund and chose InvestmentPlus 75/75 10 years ago has \$1,572.24 on December 31, 2023. This works out to an average of 4.63% per year.

**Year-by-year returns** Any values close to zero may not be visible.

This chart shows how the fund has performed in each of the past 10 years for a contractholder who chose the InvestmentPlus 75/75. In the last 10 years the fund was up in value 6 years and down in value 4 years.



For illustration purposes only. Actual segregated fund performance could be expected to vary and will depend on the guarantee option you choose.

**How risky is it?**

The value of your investments can go down. Please see the Information Folder for further details.



## How much does it cost?

The following tables show the fees and expenses you could pay to invest in or sell units of the fund, and will depend on the guarantee option and sales charge option you choose. The ongoing fees and expenses are different for each guarantee option.

### 1. Sales Charges

Sales charge option	What you pay	How it works																		
Front End Sales Charge	Up to 5.0% of the amount you invest	<ul style="list-style-type: none"> <li>You and your advisor decide on the rate</li> <li>The initial sales charge is deducted from the amount you invest. It is paid as a commission</li> </ul>																		
Deferred Sales Charge (DSC) *	<b>If you sell within:</b> <table border="1"> <thead> <tr> <th></th> <th>%</th> </tr> </thead> <tbody> <tr> <td>1 year of buying</td> <td>5.50</td> </tr> <tr> <td>2 years of buying</td> <td>5.00</td> </tr> <tr> <td>3 years of buying</td> <td>5.00</td> </tr> <tr> <td>4 years of buying</td> <td>4.00</td> </tr> <tr> <td>5 years of buying</td> <td>4.00</td> </tr> <tr> <td>6 years of buying</td> <td>3.00</td> </tr> <tr> <td>7 years of buying</td> <td>2.00</td> </tr> <tr> <td>After 7 years</td> <td>0.00</td> </tr> </tbody> </table>		%	1 year of buying	5.50	2 years of buying	5.00	3 years of buying	5.00	4 years of buying	4.00	5 years of buying	4.00	6 years of buying	3.00	7 years of buying	2.00	After 7 years	0.00	<ul style="list-style-type: none"> <li>The sales charge is deducted from the amount you sell</li> <li>You can sell up to 10% (20% for RRIF tax types) of your units each year without paying a sales charge</li> <li>You can switch to units of other funds within the same guarantee option and sales charge option without paying any sales charge. The sales charge schedule will be based on the date you invest in your first fund</li> <li>Any sales charge you pay goes to Manulife</li> </ul>
	%																			
1 year of buying	5.50																			
2 years of buying	5.00																			
3 years of buying	5.00																			
4 years of buying	4.00																			
5 years of buying	4.00																			
6 years of buying	3.00																			
7 years of buying	2.00																			
After 7 years	0.00																			
Low Load Sales Charge *	<b>If you sell within:</b> <table border="1"> <thead> <tr> <th></th> <th>%</th> </tr> </thead> <tbody> <tr> <td>1 year of buying</td> <td>2.50</td> </tr> <tr> <td>2 years of buying</td> <td>2.00</td> </tr> <tr> <td>3 years of buying</td> <td>1.50</td> </tr> <tr> <td>After 3 years</td> <td>0.00</td> </tr> </tbody> </table>		%	1 year of buying	2.50	2 years of buying	2.00	3 years of buying	1.50	After 3 years	0.00									
	%																			
1 year of buying	2.50																			
2 years of buying	2.00																			
3 years of buying	1.50																			
After 3 years	0.00																			
No Load Sales Charge	There are no charges to you.	Your servicing advisor may have to return a portion of the commission to Manulife if you sell units within the first 2 or 4 years from deposit, depending on the applicable chargeback schedule.																		

\* **Deferred** and **Low Load** sales charge options no longer allow new deposits, subsequent deposits, new or existing PACs or switches in from other sales charge options. Switches within the same sales charge option are permitted. Existing investments in these sales charge options will remain invested and the existing sales charge schedule will apply to any withdrawals.

### 2. Ongoing Fund Expenses

The management expense ratio (MER) includes the management fee and operating expenses of the fund and, if applicable, any underlying fund(s). The MER includes the insurance cost for the guarantee. You don't pay these expenses directly. MERs and guarantee fees affect you because they reduce the return you get on your investment. For details about how the guarantees work, see your Information Folder and Contract.

Guarantee option	MER (Annual rate as a % of the fund value)	Management fee (%)	Fund fee rate (%)
InvestmentPlus 75/75	2.89	2.02	—
InvestmentPlus 75/100	3.49	3.14	—
EstatePlus	2.89	2.02	0.65

#### Trailing commission

Manulife pays a trailing commission of up to 1.00% of the value of your investments each year for as long as you own the fund. It is for the services and advice your advisor provides to you. The trailing commission is paid out of the management fee. You don't pay these expenses directly. The rate depends on the sales charge option you choose.

### 3. Other Fees

Trading Fees apply to all guarantee options and sales charge options and are paid to Manulife.

Fee	What you pay
Frequent Trading Fee	2% of the value of units you trade for switches exceeding 5 per year.
Early Withdrawal Fee	2% of the value of units you sell or transfer within 90 days of buying them.
Small Policy Fee	\$100 annual fee is applied to EstatePlus with a Death Benefit Guarantee that is below the initial deposit minimum.

## What if I change my mind?

You can change your mind about your investment in a fund within two business days of the earlier of the date you received confirmation or five business days after it is mailed. You can also change your mind about subsequent transactions you make under the contract within two business days of the earlier of the date you received confirmation or five business days after it is mailed. In this case, the right to cancel only applies to the new transaction.

You have to tell us in writing that you want to cancel. The amount returned will be the lesser of the amount you invested, or the value of the fund if it has gone down. The amount returned only applies to the specific transaction and will include a refund of any sales charges or other fees you paid.

## Objective and Strategy

Unless otherwise noted, the investment objective of the underlying fund is the same or substantially similar as the segregated fund objective. Refer to the underlying fund Prospectus and/or the Investment Policy Statement (IPS) for the complete objective and strategy of the underlying fund.

**Objective:** The fundamental investment objective is to seek to provide income with capital appreciation as a secondary objective, by investing primarily in income-producing securities.

**Strategy:** This Fund will invest in units of the underlying mutual fund or a substantially similar fund.

## Information specific to Elite and F-Class sales charge options

### Elite (available only to GIF Select InvestmentPlus 75/75 contracts opened on or before October 3, 2014)

This section shows the information specific to the Elite sales charge option of this fund. When investing a minimum of \$1 million dollars you may qualify for Elite pricing which offers a lower management expense ratio than other sales charge options in the same product.

#### What you pay

- For the Elite front-end sales charge option, you pay up to 3.0% of the amount you invest.
- For the Elite back-end and Elite low-load sales charge options, refer to the sales charge table on page 2 for details.
- These are separate fees in addition to the MER.

Guarantee option	Minimum investment (\$)	MER (%)	Management fee (%)	Net asset value per unit (\$)	Units outstanding
InvestmentPlus 75/75	1,000,000	2.16	1.40	23.6901	29,913
InvestmentPlus 75/100	1,000,000	2.88	2.59	10.0000	10
EstatePlus	1,000,000	2.16	1.40	23.6901	36,747

### F-Class

This section shows the information specific to the F-Class sales charge option of this fund. Funds in the F-Class sales charge option are available for investors who have fee-based or wrap accounts with their dealer.

#### What you pay

- Sales charges are generally negotiated between you and your dealer
- Collection of these fees will occur within the dealer account and not from the contract
- These are separate fees in addition to the MER

Guarantee option	Minimum investment (\$)	MER (%)	Management fee (%)	Net asset value per unit (\$)	Units outstanding
InvestmentPlus 75/75	1,000	1.84	1.26	22.2101	10,847
InvestmentPlus 75/100	1,000	2.39	2.14	10.0000	10
EstatePlus	10,000	1.84	1.26	22.2101	—

## For more information

This summary may not contain all the information you need. Please read the Information Folder and Contract or you may contact us at:

### Manulife

500 King Street North, Waterloo ON N2J4C6  
www.manulifeim.ca  
Canada, Outside of Quebec 1-888-790-4387  
Quebec & French Business 1-800-355-6776

The Manufacturers Life Insurance Company (Manulife) is the issuer of insurance contracts containing Manulife segregated funds and the guarantor of any guarantee provisions therein. Manulife, Manulife & Stylized M Design, and Stylized M Design are trademarks of The Manufacturers Life Insurance Company and are used by it, and by its affiliates under license.

## Fund Facts — GIF Select

**Manulife U.S. Monthly High Income GIF Select**
**Quick Facts**
**Date Fund Available:** April 2014

**Underlying Fund Manager:** Manulife Investment Management Limited

**Total Fund Value:** \$1,517,907,331

**Date Fund Created:** April 2014

**Total Units Outstanding:** 91,814,002

**Portfolio Turnover Rate:** 3.33%

Guarantee option	Minimum investment (\$)	MER (%)	Management fee (%)	Net asset value per unit (\$)	Units outstanding
InvestmentPlus 75/75	1,000	2.66	1.73	17.3538	33,572,445
InvestmentPlus 75/100	1,000	3.02	2.71	10.0000	10
IncomePlus	25,000	2.64	1.76	16.4890	792,168
EstatePlus	10,000	2.64	1.76	16.4903	1,313,353

Contracts opened on or after October 28, 2013 will not have access to funds in the IncomePlus Series unless it is a sale resulting from a transfer from an existing contract that holds the IncomePlus Series. EstatePlus Series is only available to clients with GIF Select contracts opened on or before May 13, 2016. For information on Elite and F-Class sales charge options, refer to page 3.

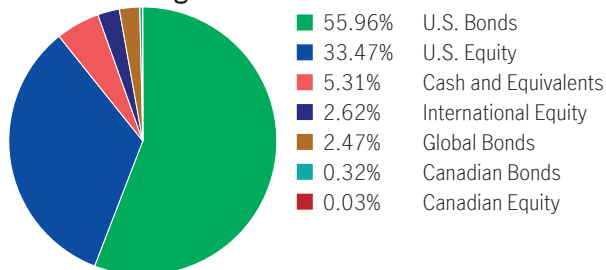
**What does the fund invest in?**

This segregated fund has a “fund-of-fund” structure and invests into the Manulife U.S. Monthly High Income Fund. The underlying mutual fund trust holds primarily U.S. equities and U.S. fixed income investments.

**Top 10 investments (of the underlying fund)**

UNITED STATES TREASUR 4.375000% 30NOV30	2.58%
United States Treasury Note, 4.75%, 11/15/2043	2.54%
United States Treasury Note, 4.13%, 8/15/2053	2.38%
UNITED STATES TREASUR 4.500000% 15NOV33	1.61%
Cintas Corp.	1.59%
Roper Technologies Inc.	1.57%
Thermo Fisher Scientific Inc.	1.57%
Linde PLC Shs	1.57%
Union Pacific Corp.	1.56%
Visa Inc. Com Cl A	1.56%
<b>Total</b>	<b>18.54%</b>

Total investments: 888

**Investment Segmentation**

**Are there any guarantees?**

This fund is being offered under an insurance contract. It comes with guarantees that may protect your investment if the markets go down. The MER includes a separate insurance fee that is charged for the guarantees. For details, please refer to the Information Folder and Contract.

**Who is this fund for?**

This fund may be right for a person seeking a balance of growth and interest income and who is comfortable with the ups and downs of the equity and bond markets.

**How has the fund performed?**

This section tells you how the fund has performed over the past 9 years for a contractholder who has chosen InvestmentPlus 75/75. Returns are after the MER has been deducted.

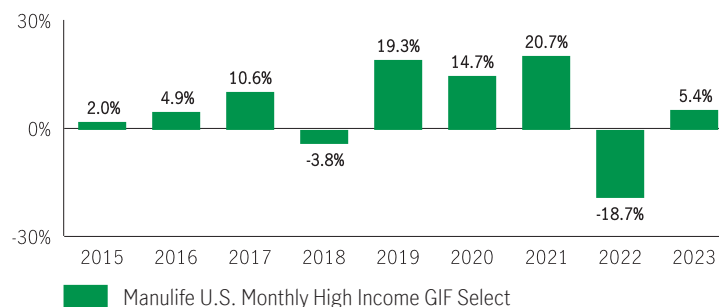
It's important to note that this doesn't tell you how the fund will perform in the future. Also, your actual return will depend on the guarantee option and sales charge option you choose and on your personal tax situation.

**Average return**

A person who invested \$1,000 in the fund and chose InvestmentPlus 75/75 on April 7, 2014 has \$1,735.92 on December 31, 2023. This works out to an average of 5.83% per year.

**Year-by-year returns** Any values close to zero may not be visible.

This chart shows how the fund has performed in each of the past 9 years for a contractholder who chose the InvestmentPlus 75/75. In the last 9 years the fund was up in value 7 years and down in value 2 years.



For illustration purposes only. Actual segregated fund performance could be expected to vary and will depend on the guarantee option you choose.

**How risky is it?**

The value of your investments can go down. Please see the Information Folder for further details.



## How much does it cost?

The following tables show the fees and expenses you could pay to invest in or sell units of the fund, and will depend on the guarantee option and sales charge option you choose. The ongoing fees and expenses are different for each guarantee option.

### 1. Sales Charges

Sales charge option	What you pay	How it works																		
Front End Sales Charge	Up to 5.0% of the amount you invest	<ul style="list-style-type: none"> <li>You and your advisor decide on the rate</li> <li>The initial sales charge is deducted from the amount you invest. It is paid as a commission</li> </ul>																		
Deferred Sales Charge (DSC) *	<b>If you sell within:</b> <table border="1"> <thead> <tr> <th></th> <th>%</th> </tr> </thead> <tbody> <tr> <td>1 year of buying</td> <td>5.50</td> </tr> <tr> <td>2 years of buying</td> <td>5.00</td> </tr> <tr> <td>3 years of buying</td> <td>5.00</td> </tr> <tr> <td>4 years of buying</td> <td>4.00</td> </tr> <tr> <td>5 years of buying</td> <td>4.00</td> </tr> <tr> <td>6 years of buying</td> <td>3.00</td> </tr> <tr> <td>7 years of buying</td> <td>2.00</td> </tr> <tr> <td>After 7 years</td> <td>0.00</td> </tr> </tbody> </table>		%	1 year of buying	5.50	2 years of buying	5.00	3 years of buying	5.00	4 years of buying	4.00	5 years of buying	4.00	6 years of buying	3.00	7 years of buying	2.00	After 7 years	0.00	<ul style="list-style-type: none"> <li>The sales charge is deducted from the amount you sell</li> <li>You can sell up to 10% (20% for RRIF tax types) of your units each year without paying a sales charge</li> <li>You can switch to units of other funds within the same guarantee option and sales charge option without paying any sales charge. The sales charge schedule will be based on the date you invest in your first fund</li> <li>Any sales charge you pay goes to Manulife</li> </ul>
	%																			
1 year of buying	5.50																			
2 years of buying	5.00																			
3 years of buying	5.00																			
4 years of buying	4.00																			
5 years of buying	4.00																			
6 years of buying	3.00																			
7 years of buying	2.00																			
After 7 years	0.00																			
Low Load Sales Charge *	<b>If you sell within:</b> <table border="1"> <thead> <tr> <th></th> <th>%</th> </tr> </thead> <tbody> <tr> <td>1 year of buying</td> <td>2.50</td> </tr> <tr> <td>2 years of buying</td> <td>2.00</td> </tr> <tr> <td>3 years of buying</td> <td>1.50</td> </tr> <tr> <td>After 3 years</td> <td>0.00</td> </tr> </tbody> </table>		%	1 year of buying	2.50	2 years of buying	2.00	3 years of buying	1.50	After 3 years	0.00									
	%																			
1 year of buying	2.50																			
2 years of buying	2.00																			
3 years of buying	1.50																			
After 3 years	0.00																			
No Load Sales Charge	There are no charges to you.	Your servicing advisor may have to return a portion of the commission to Manulife if you sell units within the first 2 or 4 years from deposit, depending on the applicable chargeback schedule.																		

\* **Deferred** and **Low Load** sales charge options no longer allow new deposits, subsequent deposits, new or existing PACs or switches in from other sales charge options. Switches within the same sales charge option are permitted. Existing investments in these sales charge options will remain invested and the existing sales charge schedule will apply to any withdrawals.

### 2. Ongoing Fund Expenses

The management expense ratio (MER) includes the management fee and operating expenses of the fund and, if applicable, any underlying fund(s). The MER includes the insurance cost for the guarantee. You don't pay these expenses directly. Additional fees will apply to the IncomePlus and EstatePlus guarantee options and are paid out of the contract each year. The fund fee rate for this fund is a Level 4. MERs and guarantee fees affect you because they reduce the return you get on your investment. For details about how the guarantees work, see your Information Folder and Contract.

Guarantee option	MER (Annual rate as a % of the fund value)	Management fee (%)	Fund fee rate (%)
InvestmentPlus 75/75	2.66	1.73	—
InvestmentPlus 75/100	3.02	2.71	—
IncomePlus	2.64	1.76	1.15
EstatePlus	2.64	1.76	0.55

#### Trailing commission

Manulife pays a trailing commission of up to 1.00% of the value of your investments each year for as long as you own the fund. It is for the services and advice your advisor provides to you. The trailing commission is paid out of the management fee. You don't pay these expenses directly. The rate depends on the sales charge option you choose.

### 3. Other Fees

Trading Fees apply to all guarantee options and sales charge options and are paid to Manulife.

Fee	What you pay
<b>Frequent Trading Fee</b>	2% of the value of units you trade for switches exceeding 5 per year.
<b>Early Withdrawal Fee</b>	2% of the value of units you sell or transfer within 90 days of buying them.
<b>Small Policy Fee</b>	\$100 annual fee is applied to IncomePlus with a GWB Benefit Base that is below the initial deposit minimum. It is also applied to EstatePlus with a Death Benefit Guarantee that is below the initial deposit minimum.

## What if I change my mind?

You can change your mind about your investment in a fund within two business days of the earlier of the date you received confirmation or five business days after it is mailed. You can also change your mind about subsequent transactions you make under the contract within two business days of the earlier of the date you received confirmation or five business days after it is mailed. In this case, the right to cancel only applies to the new transaction.

You have to tell us in writing that you want to cancel. The amount returned will be the lesser of the amount you invested, or the value of the fund if it has gone down. The amount returned only applies to the specific transaction and will include a refund of any sales charges or other fees you paid.

## Objective and Strategy

Unless otherwise noted, the investment objective of the underlying fund is the same or substantially similar as the segregated fund objective. Refer to the underlying fund Prospectus and/or the Investment Policy Statement (IPS) for the complete objective and strategy of the underlying fund.

**Objective:** This Balanced Fund seeks to provide a combination of income and capital appreciation by investing primarily in a diversified portfolio of U.S. dividend paying and other equity securities as well as fixed income securities.

**Strategy:** This Fund will invest in units of the underlying mutual fund or a substantially similar fund.

## Information specific to Elite and F-Class sales charge options

### Elite (available only to GIF Select InvestmentPlus 75/75 contracts opened on or before October 3, 2014)

This section shows the information specific to the Elite sales charge option of this fund. When investing a minimum of \$1 million dollars you may qualify for Elite pricing which offers a lower management expense ratio than other sales charge options in the same product.

#### What you pay

- For the Elite front-end sales charge option, you pay up to 3.0% of the amount you invest.
- For the Elite back-end and Elite low-load sales charge options, refer to the sales charge table on page 2 for details.
- These are separate fees in addition to the MER.

Guarantee option	Minimum investment (\$)	MER (%)	Management fee (%)	Net asset value per unit (\$)	Units outstanding
InvestmentPlus 75/75	1,000,000	1.96	1.09	18.5187	296,196
InvestmentPlus 75/100	1,000,000	2.41	2.16	10.0000	10
IncomePlus	1,000,000	1.99	1.13	17.7022	10
EstatePlus	1,000,000	1.98	1.13	17.5243	63,496

### F-Class

This section shows the information specific to the F-Class sales charge option of this fund. Funds in the F-Class sales charge option are available for investors who have fee-based or wrap accounts with their dealer.

#### What you pay

- Sales charges are generally negotiated between you and your dealer
- Collection of these fees will occur within the dealer account and not from the contract
- These are separate fees in addition to the MER

Guarantee option	Minimum investment (\$)	MER (%)	Management fee (%)	Net asset value per unit (\$)	Units outstanding
InvestmentPlus 75/75	1,000	1.60	0.82	19.0147	22,937
InvestmentPlus 75/100	1,000	1.91	1.71	10.0000	10
IncomePlus	25,000	1.59	0.82	18.7948	10
EstatePlus	10,000	1.50	0.82	18.2745	26,652

## For more information

This summary may not contain all the information you need. Please read the Information Folder and Contract or you may contact us at:

### Manulife

500 King Street North, Waterloo ON N2J4C6  
www.manulifeim.ca  
Canada, Outside of Quebec 1-888-790-4387  
Quebec & French Business 1-800-355-6776

The Manufacturers Life Insurance Company (Manulife) is the issuer of insurance contracts containing Manulife segregated funds and the guarantor of any guarantee provisions therein. Manulife, Manulife & Stylized M Design, and Stylized M Design are trademarks of The Manufacturers Life Insurance Company and are used by it, and by its affiliates under license.



# Potential risks of investing

The underlying investments of the segregated funds may be units of mutual funds, pooled funds or other selected investments. The risk factors of the underlying investments directly affect those investments and will also affect the segregated funds. For a comprehensive disclosure of the risks of these underlying funds, refer to the simplified prospectus or other disclosure documents of the underlying funds, copies of which are available upon request.

**Asset-backed and mortgage-backed risk:** If there are changes in the market's perception of the issuers of asset backed or mortgage backed securities, or in the credit worthiness of the parties involved, then the value of the securities may be affected. In addition, for asset-backed securities, there is a risk that there may be a mismatch in timing between the cash flow of the underlying assets backing the security and the repayment obligation of the security upon maturity. In the use of mortgage-backed securities, there are also risks that there may be a drop in the interest rates charged on mortgages, a mortgagor may default in its obligations under a mortgage or there may be a drop in the value of the property secured by the mortgage.

**Concentration Risk** occurs when a Fund, including an underlying Fund, invests in a portfolio of relatively few securities. As a result, the securities invested in may not be diversified across all sectors or they may be concentrated in specific regions or countries. By concentrating its investment, a significant portion of the Fund or the underlying Fund may be invested in a single security. This may result in higher volatility, as changes in the market value of an individual security will have a greater impact on the value of the Fund's portfolio. It may also result in a decrease in the liquidity of the Fund's portfolio.

**Credit risk** is the risk of default by the issuer of debt instruments, such as bond or money market instruments. Default will negatively impact the value of assets within the underlying fund, thus lowering the overall return of the Fund.

**Corporate class risk:** Certain underlying funds are structured as classes of shares of a single corporation which may contain multiple funds. Each corporate class fund has its own assets and liabilities, and each fund will be charged separately for any expenses that are specifically attributable to that fund. However, each fund's assets are the property of the corporation. Therefore, if a fund cannot meet its obligations, the assets of the other funds of the corporation may be used to pay those obligations.

**Cybersecurity Risk** is the risk of cyber-attacks or data breaches of technological systems that may result in the disclosure of confidential information, unauthorized access to sensitive information, the destruction or corruption of data, and financial loss to the Fund. Manulife and its service providers use technology in virtually all aspects of business and operations including that of the Fund. As a result, Manulife has and requires its service providers to have a robust and evolving information security program that features policies, processes, technologies, and dedicated professionals that protect information, systems, and networks. Despite this, there can be no assurances that these measures will be successful in protecting our networks and information assets against attacks in every instance. This is because cyber-attack techniques are changing frequently, increasing in sophistication, are often not recognizable until launched, and can originate from a wide variety of sources. As a result, Manulife and its service providers may not be able to anticipate or implement effective preventive measures against all disruptions or privacy and security breaches. Cyber-attacks could result in violation of privacy laws or information security regulations, or could materially disrupt network access or business operations.

**Derivative risk** occurs when derivatives are used as a risk management tool to mitigate risks or diversify risks that are not desired. Some Funds and underlying mutual funds may invest in derivatives for hedging purposes, for achieving the duration target or for replicating the approximate return of a direct investment in the underlying mutual funds(s). A Fund's ability to dispose of the derivatives depends on the liquidity of such positions in the market, if the market direction goes against the manager's forecast, and the ability of the other party to fulfill its obligations. Therefore, there is no guarantee that transactions involving derivatives will always be beneficial to the Fund. The use of derivative instruments is prohibited in acquiring investment exposures not otherwise permitted in the Fund's investment description.

**Sustainability (Environmental, Social, and Governance (ESG)) Policy Risk:** An ESG Fund's ESG investment policy could cause it to perform differently compared to similar funds that do not have such a policy. Any criteria related to this ESG investment policy may result in the ESG Fund's forgoing opportunities to buy certain securities when it might otherwise be advantageous to do so, or selling securities for ESG reasons when it might be otherwise disadvantageous for it to do so. Furthermore, information and third party data used to evaluate certain ESG characteristics of a company or asset may be incomplete, inaccurate or unavailable, which may impact the portfolio advisor's investment assessment or its ability to determine accurately the ESG characteristics or practices of some company or assets or the evolution over time of those ESG characteristics or practices. In addition, investors may differ in their views on what constitutes positive or negative ESG characteristics. As a result, the companies in which an ESG Fund invests, directly or indirectly, may not reflect the beliefs and values of any particular investor. An ESG Fund will vote proxies in accordance with the Manager's Proxy Voting Policy.

**Exchange-traded fund risk:** Certain Funds may invest in securities of exchange-traded funds (ETFs). These ETFs seek to provide returns similar to the performance of a particular market index or industry sector index. ETFs may not achieve the same return as their benchmark market or industry sector indices due to, among other things, differences in the actual weights of securities held in the ETF versus the weights in the relevant index (any such differences are usually small) and due to the operating and management expenses of the ETFs. An ETF may, for a variety of reasons, also fail to accurately track the market segment or index that underlies its investment objective. The price of an ETF can also fluctuate and the value of Funds that invest in securities offered by ETFs will change with these fluctuations.

**Foreign currency risk** occurs when an underlying fund invests in countries other than Canada or holds assets valued in another currency, which may decline in value relative to the Canadian currency. This situation will adversely affect the returns of those foreign assets held in the underlying fund and the total return of the Fund.

**Inflation risk** is the risk that inflation will affect interest rates and, in turn, make assets within an underlying fund less attractive from a price perspective, thus hurting the overall performance of the Fund.

**Interest rate risk** is the chance that interest rates may fluctuate, and thereby may negatively impact the value of the assets within an underlying fund, thus lowering the overall return of the Fund.

**Liquidity risk** is the risk that an investment cannot be easily converted into cash. An investment may be less liquid if it is not widely traded, if there are restrictions on the exchange where the trading takes place or due to legal restrictions, the nature of the investment itself, settlement terms, or for other reasons such as a shortage of buyers interested in a particular investment or an entire market. Investments with low liquidity can have dramatic changes in value and can result in loss.

**Manager risk** is the chance that a fund manager may purchase a poor asset or may dispose of an asset which continues to grow in value; the fund manager may fail to recognize increasing or decreasing market conditions. Any or all of these can directly affect the performance of the Fund.

**Real estate risk:** Real estate by nature is not a liquid asset. There is no formal market for trading in real property and very few records are available to the public, which give terms and conditions of real property transactions. It may take time to sell real estate investments at a reasonable price, limiting the funds ability to respond quickly to changes in economic or investment conditions.

**Securities lending, repurchase, and reverse Repurchase transaction risk:**

Funds may engage in securities lending, repurchase and reverse repurchase transactions directly, or may be exposed to these transactions indirectly because of the underlying funds in which they invest. While securities lending, repurchase and reverse repurchase transactions are different, all three arrangements involve the temporary exchange of securities for cash with a simultaneous obligation to redeliver a like quantity of the same securities at a future date. Securities lending is an agreement whereby a fund lends securities through an authorized agent in exchange for a fee and a form of acceptable collateral. Under a repurchase transaction, a fund agrees to sell securities for cash, while at the same time assuming an obligation to repurchase the same securities for cash, usually at a lower price and at a later date. A reverse repurchase transaction is a transaction in which a fund buys securities for cash and simultaneously agrees to resell the same securities for cash, usually at a higher price and at a later date.

The risks associated with securities lending, repurchase and reverse repurchase transactions arise when a counterparty, whether it be the borrower, seller or buyer, defaults under the agreement evidencing the transaction. The fund is then forced to make a claim in order to recover its investment. In securities lending or repurchase transactions, the fund could incur a loss if the value of the securities loaned or sold has increased relative to the value of the collateral held by the fund. In the case of a reverse repurchase transaction, the fund could incur a loss if the value of the securities purchased by the fund decreases in value relative to the value of the collateral held by the fund. To limit the risks associated with these transactions, a fund would adhere to controls and limits that are intended to offset these risks and by limiting the amount of exposure to these transactions. A fund would also typically deposit collateral only with lenders that meet certain criteria for creditworthiness and only up to certain limits. Small company risk is the result of smaller companies having valuations that tend to be more volatile than those of large established companies. As such, the value of Funds that buy investments in smaller companies may rise and fall significantly.

**Sovereign risk** applies when investing abroad as there may be additional risk of the Fund's capital to companies outside of the laws of Canada. Information flow, liquidity, political stability, and social policy may all affect the prices of foreign investments and in return the value of the assets within the Fund, thus hurting the overall performance of the Fund.

**Specialization risk:** Some Funds specialize in investing in a particular industry or part of the world. Specialization allows the portfolio advisor to focus on specific areas of the economy, which can boost profits if both the sector and the companies selected prosper. However, if the industry or geographic area experience challenges, the Fund will suffer because there are relatively few other exposures to offset and because securities in the same industry tend to be affected by challenges in a similar manner. The Fund must follow its investment objective and may be required to continue to invest primarily in securities in the industry or geographic area, whether or not it is prosperous.

**Substantial securityholder risk:** A Fund may have one or more substantial investors who hold a significant amount of securities of the Fund, such as a financial institution or a Top Fund. If a substantial investor decides to redeem its investment in a Fund, the Fund may be forced to sell its investments at an unfavourable market price in order to accommodate such request. The Fund may also be forced to change the composition of its portfolio. Such actions may result in considerable price fluctuations to the Fund's net asset value and negatively impact on its returns. The Funds do, however, have policies and procedures designed to monitor, detect and deter inappropriate short-term or excessive trading. See "Short-Term Trading".

**Underlying fund risk** applies where a segregated fund that invests in units of an underlying fund may be exposed to the risks associated with the underlying fund.



The Manufacturers Life Insurance Company (Manulife) is the issuer of insurance contracts containing Manulife segregated funds and the guarantor of any guarantee provisions therein. Manulife, Stylized M Design, and Manulife & Stylized M Design are trademarks of The Manufacturers Life Insurance Company and are used by it, and by its affiliates under license.